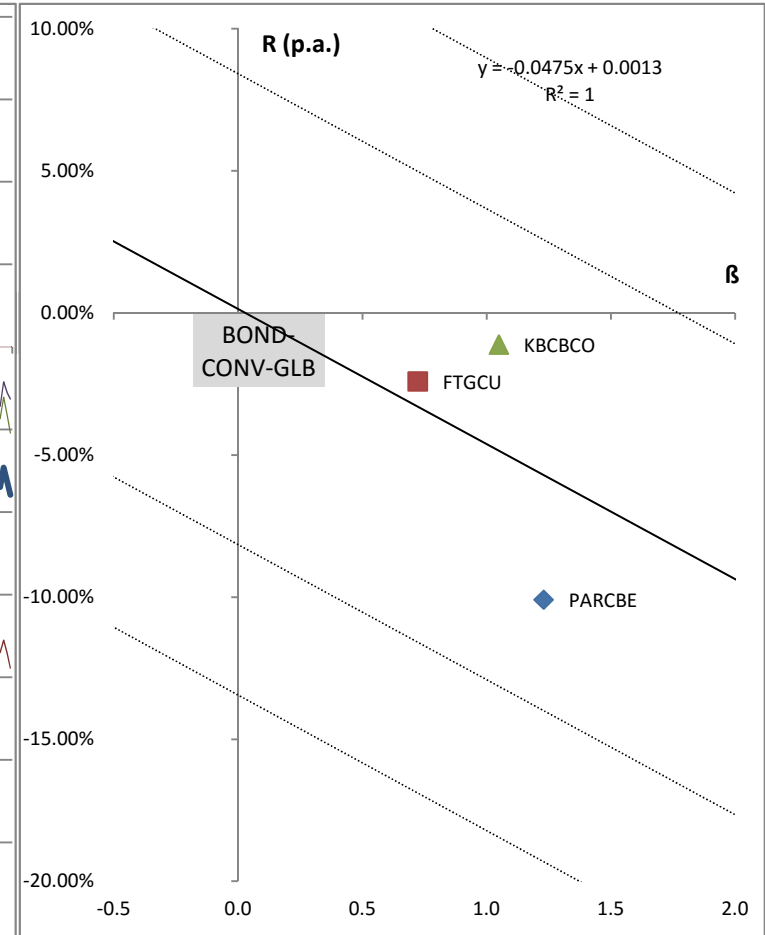
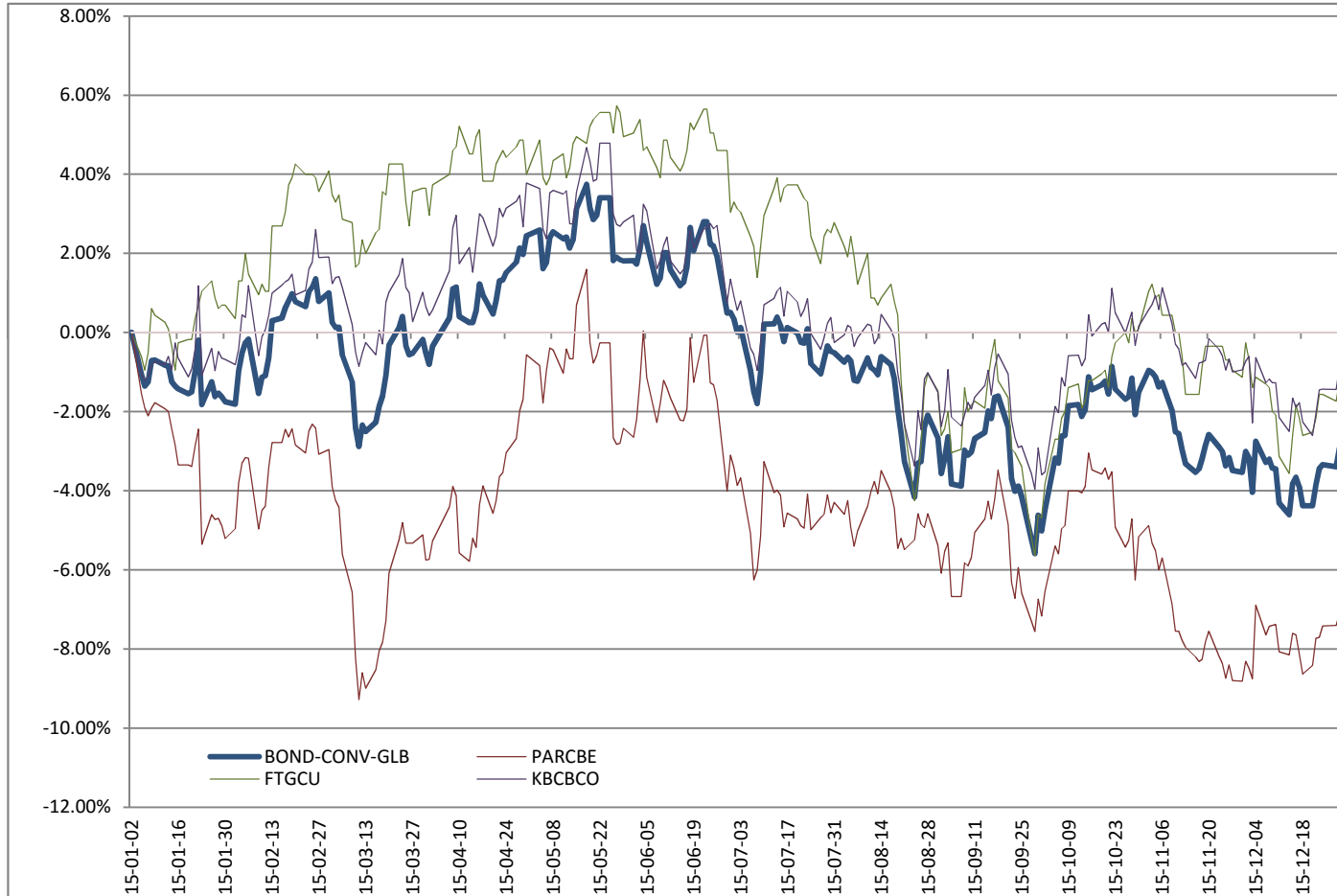


Rating Category	Bonds Convertible - Global			
Ccy	USD			
Average Daily R _f O/N (p.a.)	0.1342%	BNP Parvest Convertible Bond World EUR	Franklin Templeton - FRANKLIN GLOBAL CONVERTIBLE	KBC Bonds Convertibles
Correlation	1.00	0.88	0.66	0.88
Beta	1.00	1.23	0.72	1.05
Average Daily Return (p.a.)	-4.62%	-10.09%	-2.41%	-1.11%
Jensen's Alpha (p.a.)		-4.38%	0.89%	3.74%
Ranking (rank / number)		3/3	2/3	1/3

EIC Fund Ratings ©

★★★★★ ★★★★★ ★★★★★

Fund	BOND-CONV-GLB	PARCBE	FTGCU	KBCBCO
ISIN	Market	LU0823394852	LU0727122425	LU0098296873



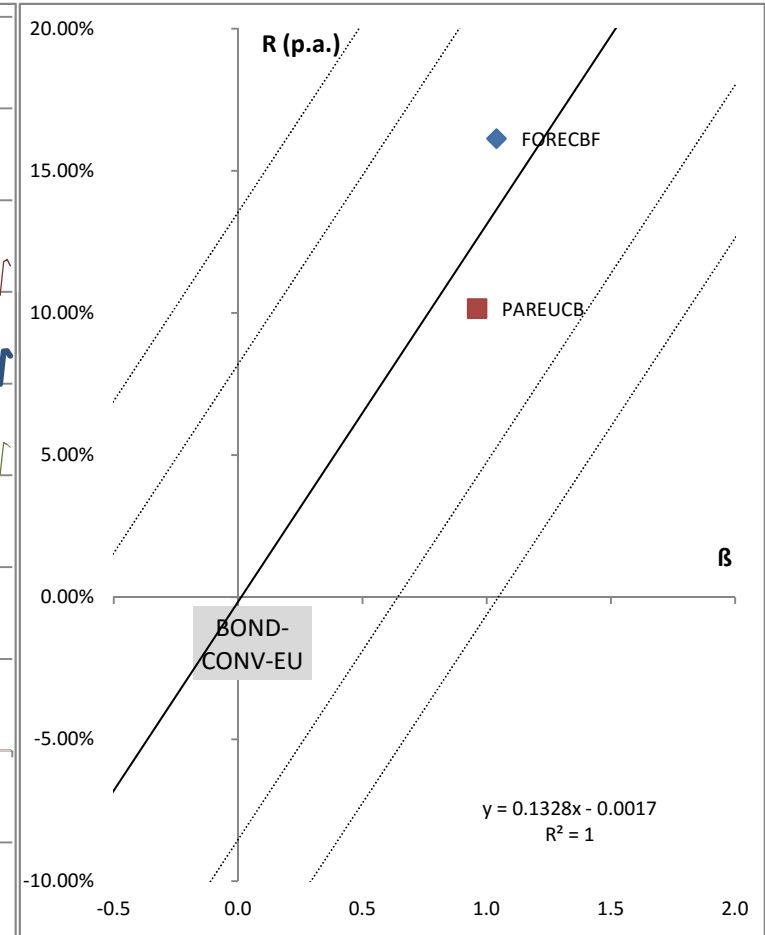
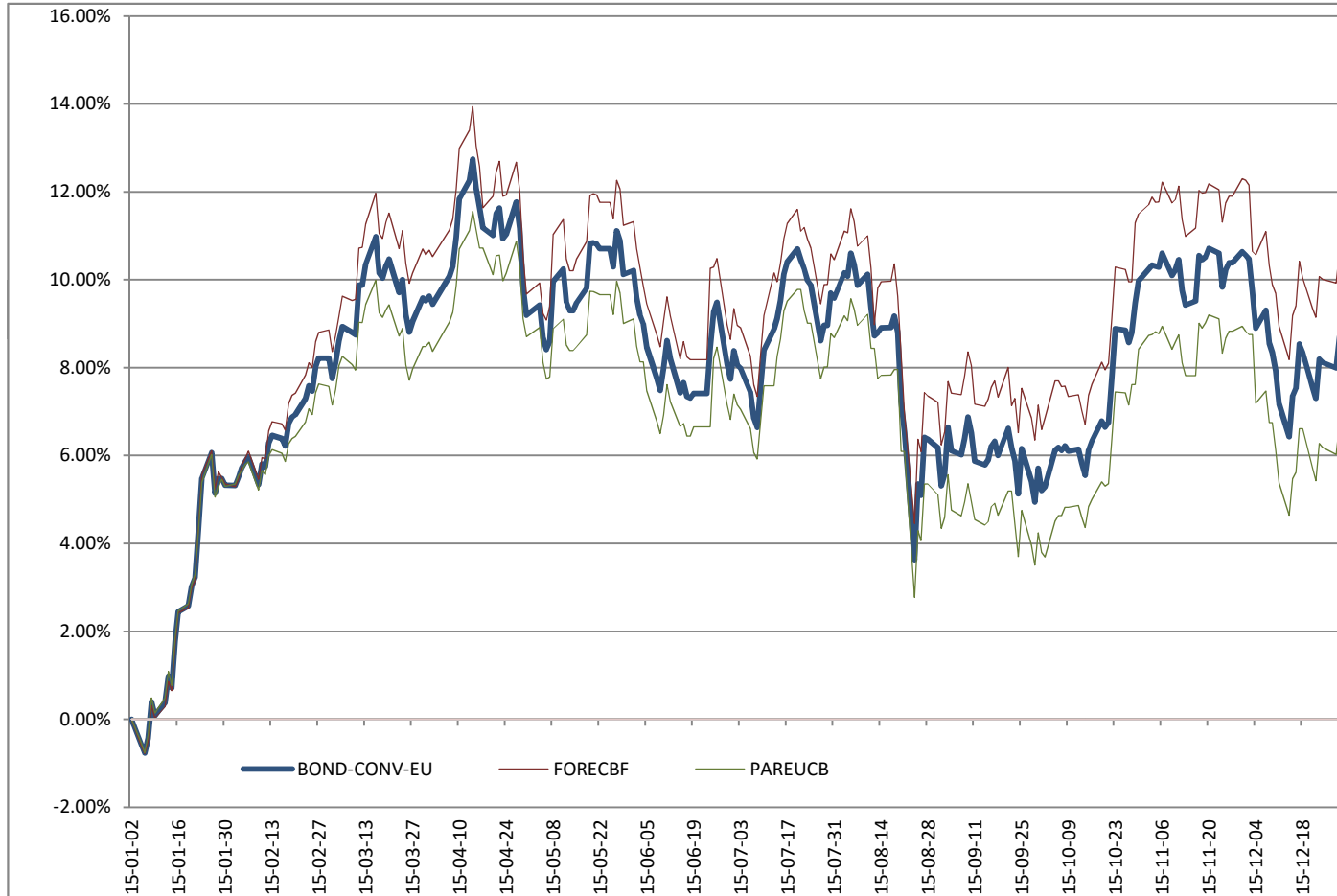
	R _f (p.a.)	R _m (p.a.)
SML + 1.64σ _(R_m)	13.7194%	8.97%
SML + σ _(R_m)	8.4179%	3.67%
SML - σ _(R_m)	-8.1495%	-12.90%
SML - 1.64σ _(R_m)	-13.4510%	-18.22%

Rating Category	Bonds Convertible - Europe		
Ccy	EUR	BNP Paribas L1 Convertible Bond Best Selection Europe	BNP Parvest European Convertible Bond
Average Daily R _f O/N (p.a.)	-0.1677%		
Correlation	1.00	0.96	0.95
Beta	1.00	1.04	0.96
Average Daily Return (p.a.)	13.11%	16.14%	10.16%
Jensen's Alpha (p.a.)		2.51%	-2.43%
Ranking (rank / number)		1/2	2/2

EIC Fund Ratings ©



Fund	BOND-CONV-EU	FORECBF	PAREUCB
ISIN	Market	LU0377063960	LU0086913042



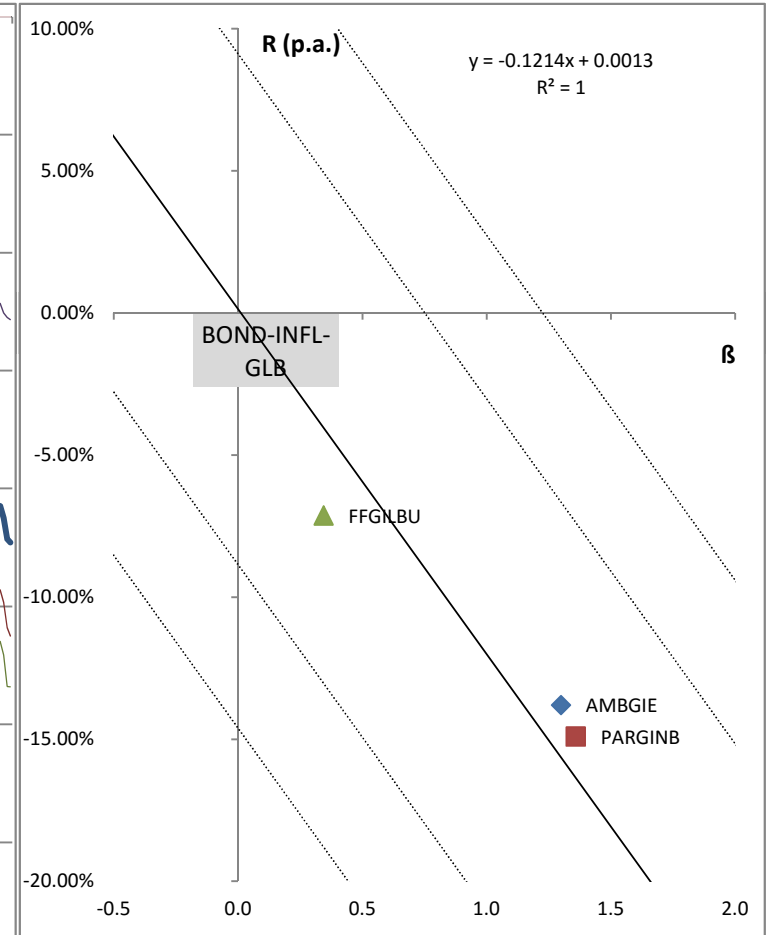
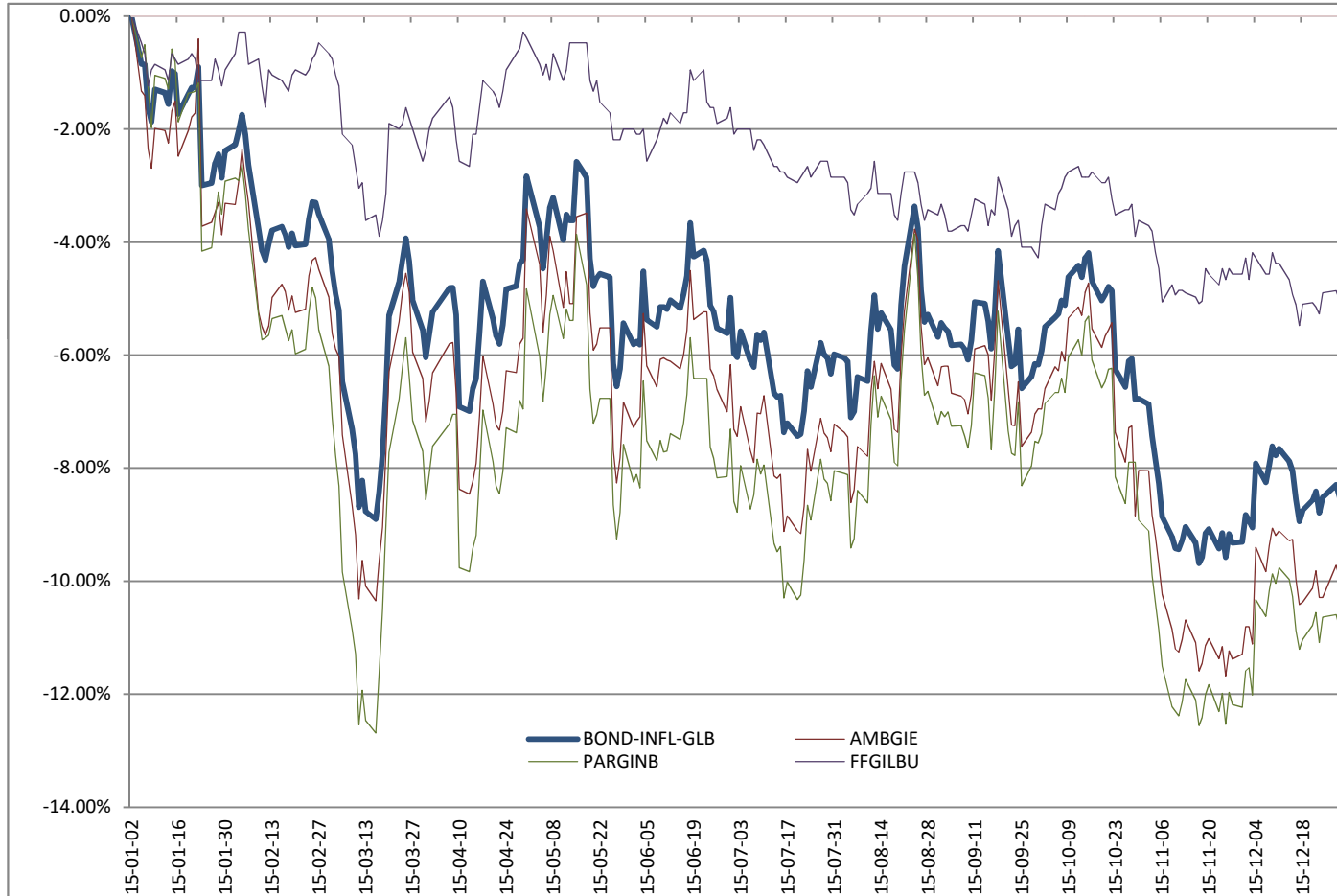
	R _f (p.a.)	R _m (p.a.)
SML + 1.64σ _(R_m)	13.5449%	26.82%
SML + σ _(R_m)	8.1936%	21.47%
SML - σ _(R_m)	-8.5290%	4.75%
SML - 1.64σ _(R_m)	-13.8802%	-0.62%

Rating Category	Bonds Inflation-linked - Global			
Ccy	USD	AMUNDI FUNDS BOND GLOBAL INFLATION - AE	BNP Parvest Global Inflation-linked Bond	Fidelity - Global Inflation- Linked Bond Fund A- ACC-USD
Average Daily R _f O/N (p.a.)	0.1342%			
Correlation	1.00	0.97	0.97	0.65
Beta	1.00	1.30	1.36	0.34
Average Daily Return (p.a.)	-12.00%	-13.79%	-14.90%	-7.12%
Jensen's Alpha (p.a.)		1.84%	1.45%	-3.09%
Ranking (rank / number)		1/3	2/3	3/3

EIC Fund Ratings ©

★★★★★☆☆ ★★★★★☆☆ ★★★★★☆☆

Fund	BOND-INFL-GLB	AMBGIE	PARGINB	FFGILBU
ISIN	Market	LU0442405998	LU0249332619	LU0353648891



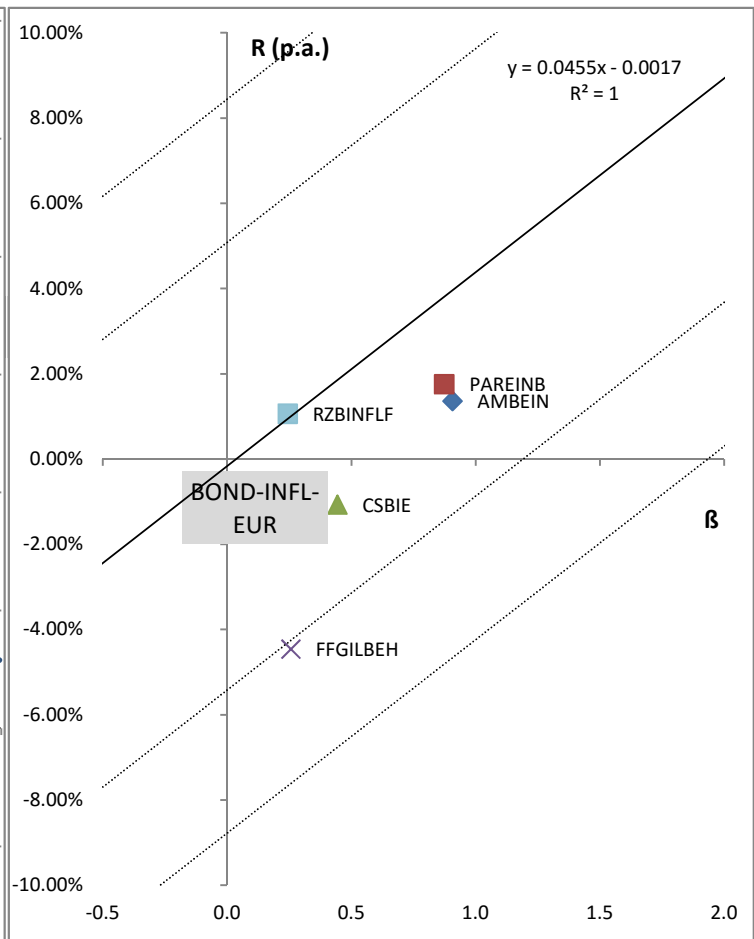
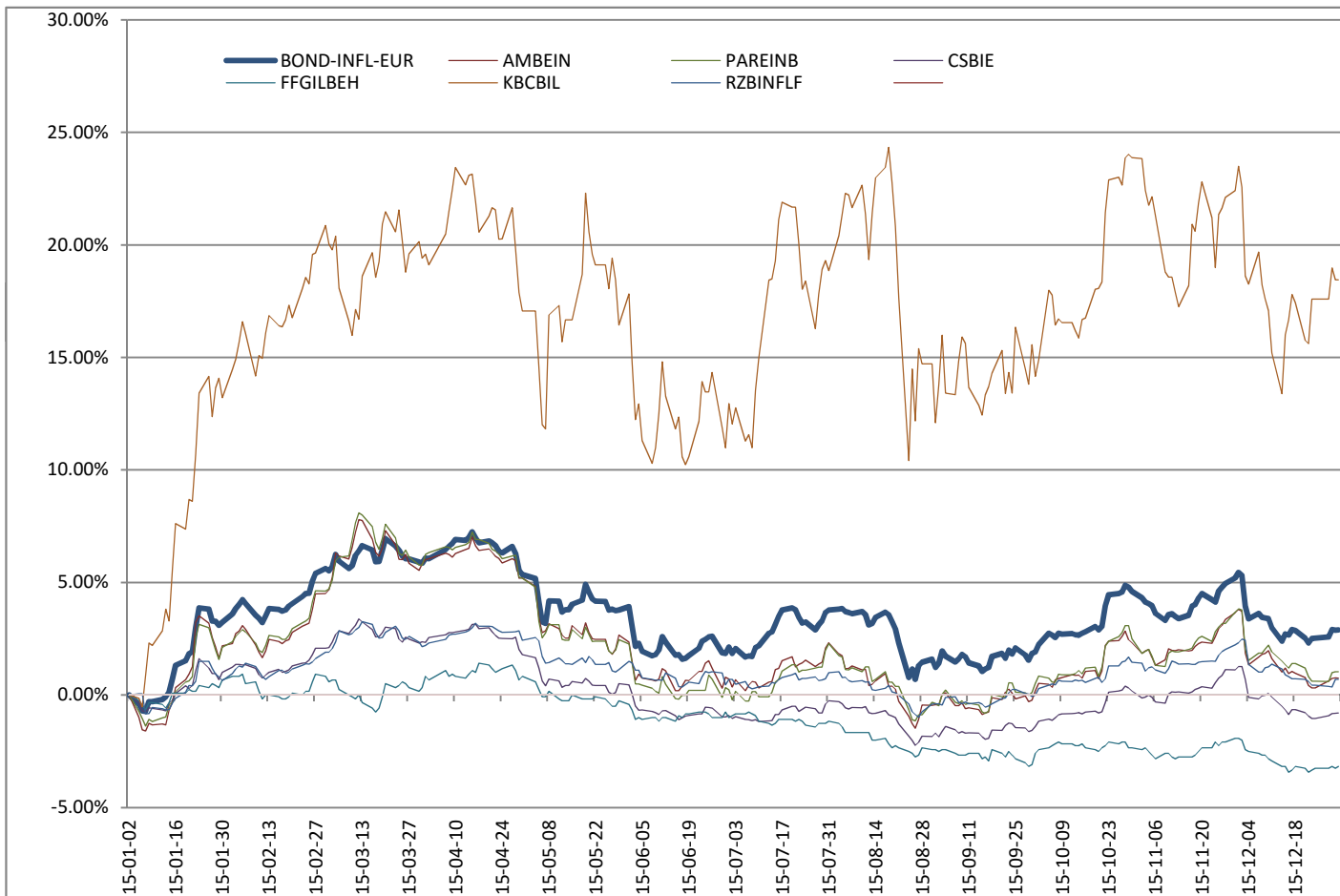
	R _f (p.a.)	R _m (p.a.)
SML + 1.64σ _(R_m)	14.8809%	2.74%
SML + σ _(R_m)	9.1261%	-3.01%
SML - σ _(R_m)	-8.8577%	-21.00%
SML - 1.64σ _(R_m)	-14.6125%	-26.77%

Rating Category	Bonds Inflation-linked - EUR							
Ccy	EUR							
Average Daily R _f O/N (p.a.)	-0.1677%	AMUNDI FUNDS BOND EURO INFLATION - AE	BNP Parvest Euro Inflation-Linked Bond	CS BF (Lux) Inflation Linked (EURO) B	Fidelity - Global Inflation-Linked Bond Fund A-ACC-EUR (hedged)	KBC Bonds Inflation-linked Bonds	Raiffeisen-Inflationsschutz-Fonds (R)	
Correlation	1.00	0.76	0.75	0.73	0.47	0.85	0.39	
Beta	1.00	0.91	0.87	0.44	0.26	3.28	0.24	
Average Daily Return (p.a.)	4.38%	1.36%	1.76%	-1.07%	-4.46%	31.24%	1.07%	
Jensen's Alpha (p.a.)		-2.59%	-2.04%	-2.91%	-5.45%	16.50%	0.13%	
Ranking (rank / number)		4/6	3/6	5/6	6/6	1/6	2/6	

EIC Fund Ratings ©



Fund	BOND-INFL-EUR	AMBEIN	PAREINB	CSBIE	FFGILBEH	KBCBIL	RZBINFLF
ISIN	Market	LU0201576401	LU0190304583	LU0175163459	LU0353649279	LU0103555248	AT0000622022



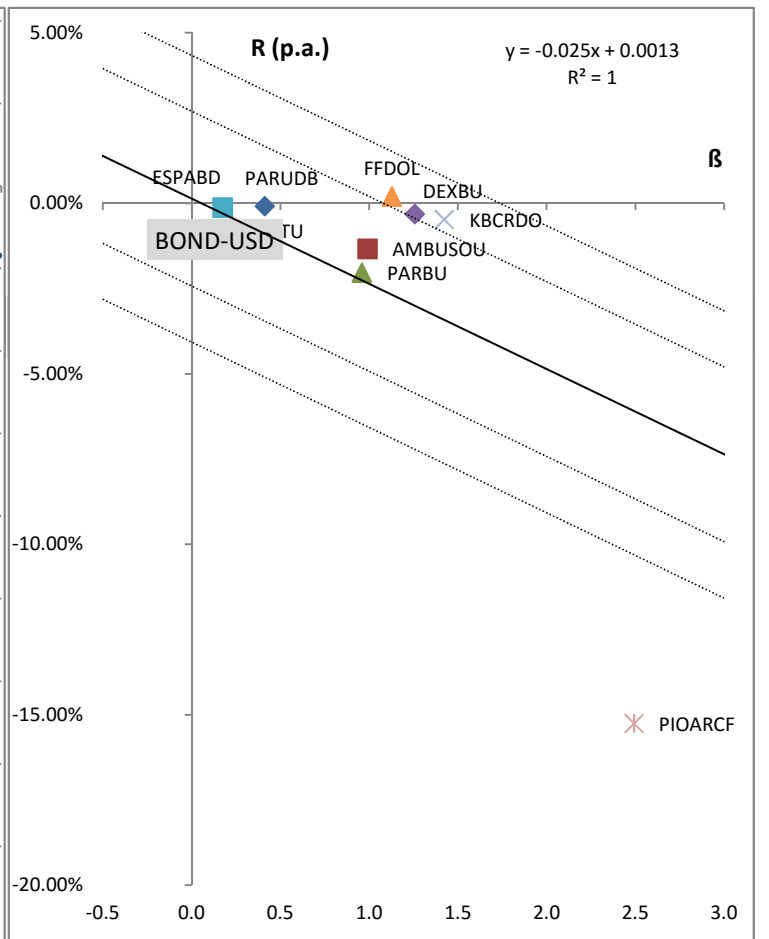
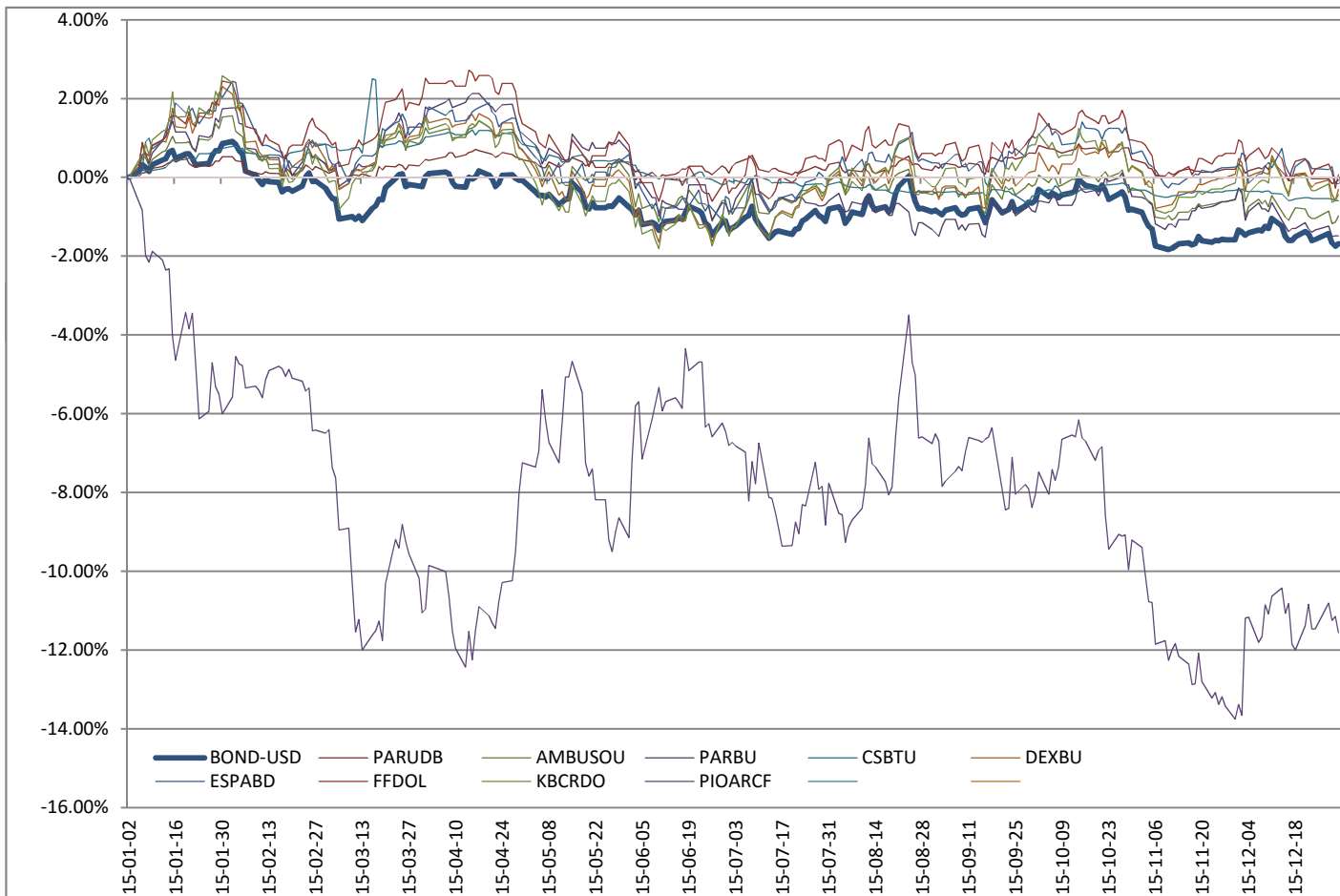
	R _f (p.a.)	R _m (p.a.)
SML + 1.64σ _(R_m)	8.4438%	12.99%
SML + σ _(R_m)	5.0832%	9.63%
SML - σ _(R_m)	-5.4186%	-0.87%
SML - 1.64σ _(R_m)	-8.7792%	-4.24%

Rating Category	Bonds - USD										
Ccy	USD										
Average Daily R _f O/N (p.a.)	0.1342%	BNP Parvest US Dollar Bond	AMUNDI FUNDS BOND US OPPORTUNISTIC CORE PLUS - AU	BNP Parvest Bond USD	CS BF (Lux) TOPS (US\$) B	Dexia Bonds USD	ESPA BOND DOLLAR	Fidelity - US Dollar Bond Fund A-ACC-USD	KBC Renta Dollarenta	Pioneer Funds - Absolute Return Bond USD	
Correlation	1.00	0.70	0.78	0.69	0.16	0.78	0.12	0.76	0.77	0.53	
Beta	1.00	0.41	0.99	0.96	0.17	1.26	0.17	1.13	1.42	2.49	
Average Daily Return (p.a.)	-2.36%	-0.08%	-1.33%	-2.03%	-0.79%	-0.31%	-0.13%	0.20%	-0.47%	-15.25%	
Jensen's Alpha (p.a.)		0.81%	1.01%	0.23%	NR	2.69%	NR	2.88%	2.95%	-9.16%	
Ranking (rank / number)		5/7	4/7	6/7	NR	3/7	NR	2/7	1/7	7/7	

EIC Fund Ratings ©

★★★★★☆☆ ★★★★★☆☆ ★★★★★☆☆ NR ★★★★★☆☆ NR ★★★★★☆☆ ★★★★★☆☆ ★★★★★☆☆

Fund	BOND-USD	PARUDB	AMBUSOU	PARBU	CSBTU	DEXBU	ESPABD	FFDOL	KBCRDO	PIOARCF
ISIN	Market	LU0012182399	LU0568617186	LU0879078136	LU0155953705	LU0064135527	AT0000605324	LU0261947682	LU0063916489	LU0372180066



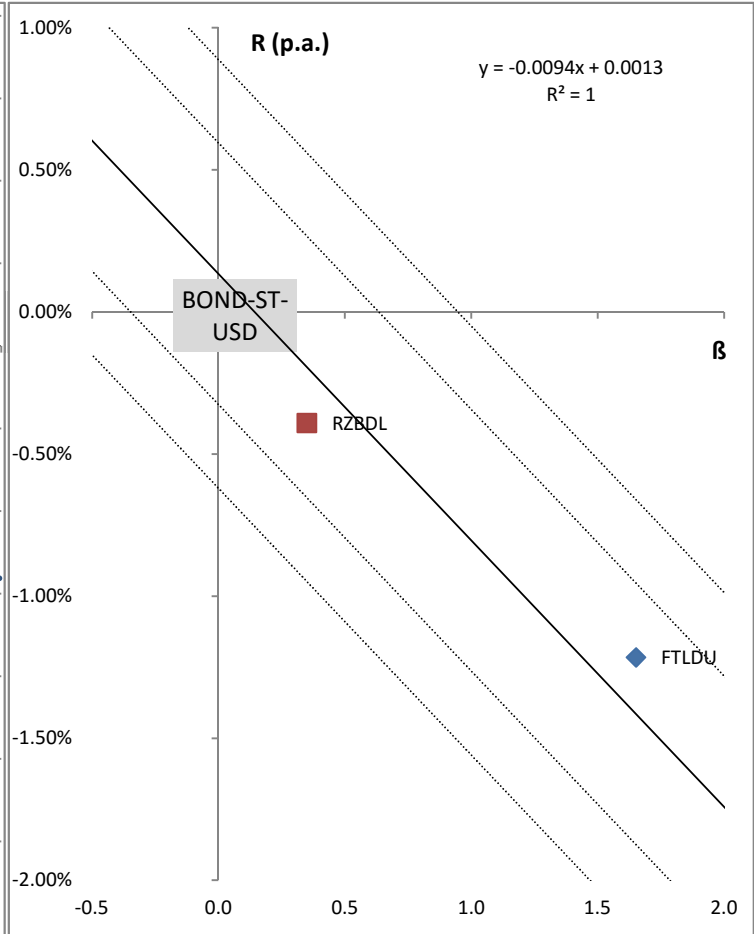
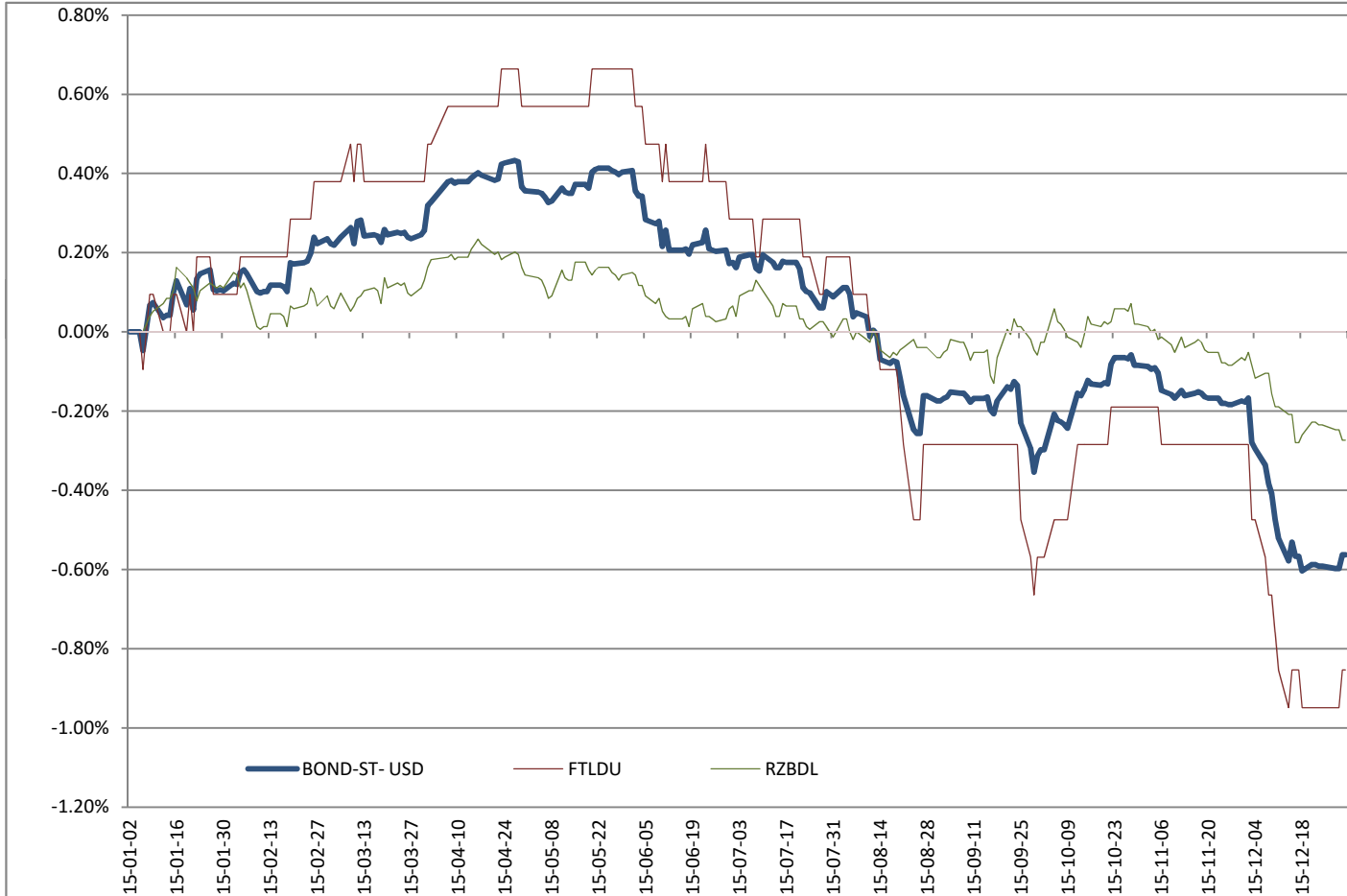
	R _f (p.a.)	R _m (p.a.)
SML + 1.64σ _(R_m)	4.3375%	1.84%
SML + σ _(R_m)	2.6972%	0.20%
SML - σ _(R_m)	-2.4288%	-4.93%
SML - 1.64σ _(R_m)	-4.0691%	-6.57%

Rating Category	Bonds - Short Term - USD		
Ccy	USD	Franklin Templeton - FRANKLIN U.S. LOW DURATION FUND	Raiffeisen-Dollar-ShortTerm-Rent
Average Daily R _f O/N (p.a.)	0.1342%		
Correlation	1.00	0.91	0.43
Beta	1.00	1.65	0.35
Average Daily Return (p.a.)	-0.80%	-1.22%	-0.39%
Jensen's Alpha (p.a.)		0.20%	-0.20%
Ranking (rank / number)		1/2	2/2

EIC Fund Ratings ©



Fund	BOND-ST-USD	FTLDU	RZBDL
ISIN	Market	LU0551246555	AT0000785456



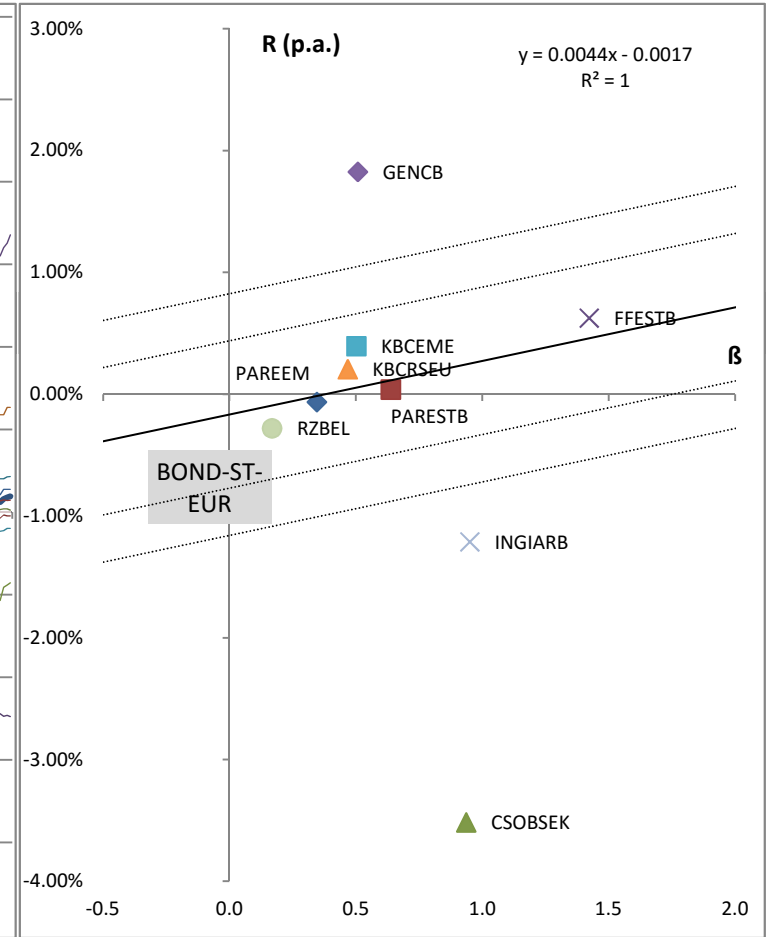
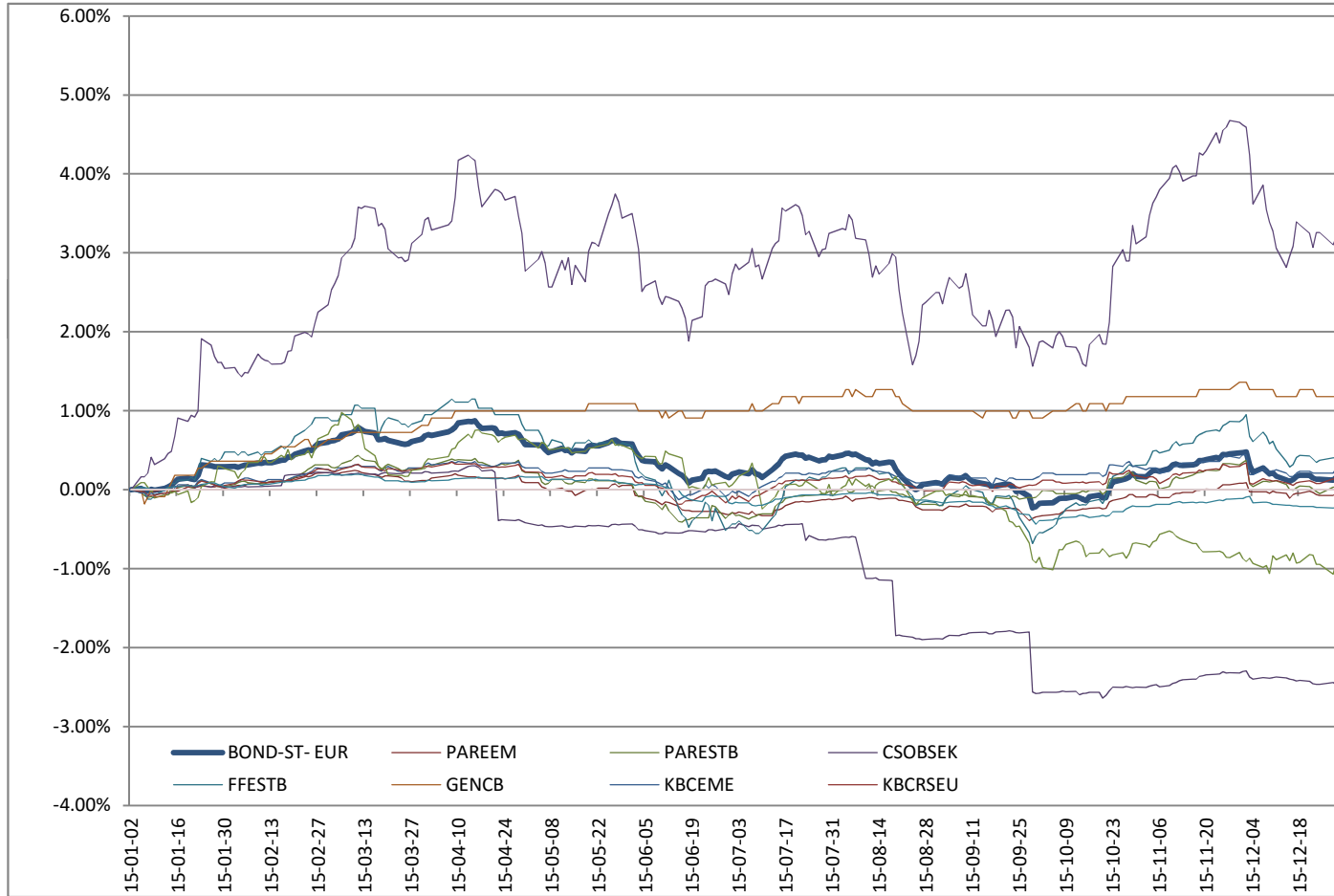
	R _f (p.a.)	R _m (p.a.)
SML + 1.64σ _(R_m)	0.8888%	-0.05%
SML + σ _(R_m)	0.5943%	-0.34%
SML - σ _(R_m)	-0.3259%	-1.26%
SML - 1.64σ _(R_m)	-0.6204%	-1.56%

Rating Category	Bonds - Short Term - EUR										
Ccy	EUR										
Average Daily R _f O/N (p.a.)	-0.1677%	BNP Parvest Enhanced Eonia 6 Months (EUR)	BNP Parvest Euro Short Term Bond	ČSOB EURO Konto	Fidelity - Euro Short Term Bond Fund A-ACC-EUR	Generali CEE Fond konzervativní - EUR	KBC Interest Euro Medium	KBC Renta Short EUR	NN Absolute Return Bond	PRVA PENZIJNA Krátkodobý dlhopisový o.p.f. KORUNA	
Correlation	1.00	0.52	0.56	0.41	0.72	0.44	0.55	0.55	0.48	0.80	
Beta	1.00	0.35	0.64	0.94	1.42	0.51	0.50	0.47	0.95	4.06	
Average Daily Return (p.a.)	0.27%	-0.06%	0.04%	-3.52%	0.62%	1.83%	0.39%	0.21%	-1.21%	4.91%	
Jensen's Alpha (p.a.)		-0.05%	-0.08%	-3.76%	0.17%	1.77%	0.34%	0.17%	-1.46%	3.29%	
Ranking (rank / number)		6/10	7/10	10/10	5/10	2/10	3/10	4/10	9/10	1/10	

EIC Fund Ratings ©



Fund	BOND-ST-EUR	PAREEM	PARESTB	CSOBSEK	FFESTB	GENCB	KBCEME	KBCRSEU	INGIARB	PPKD
ISIN	Market	LU0325598166	LU0212175227	0	LU0267388220	IE00B4361325	BE0171263586	LU0134871549	LU0809670986	0



	R _f (p.a.)	R _m (p.a.)
SML + 1.64σ _(R_m)	0.8242%	1.26%
SML + σ _(R_m)	0.4371%	0.88%
SML - σ _(R_m)	-0.7725%	-0.33%
SML - 1.64σ _(R_m)	-1.1595%	-0.72%

Raiffeisen-Euro-
ShortTerm-Rent

0.37

0.17

-0.28%

-0.19%

8/10



RZBEL

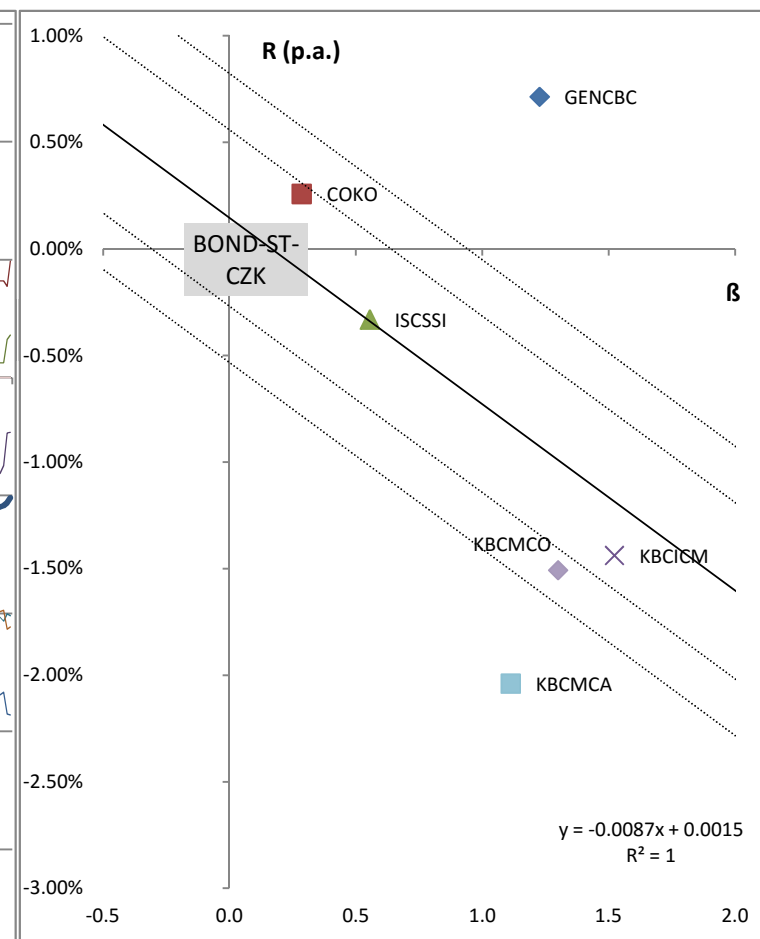
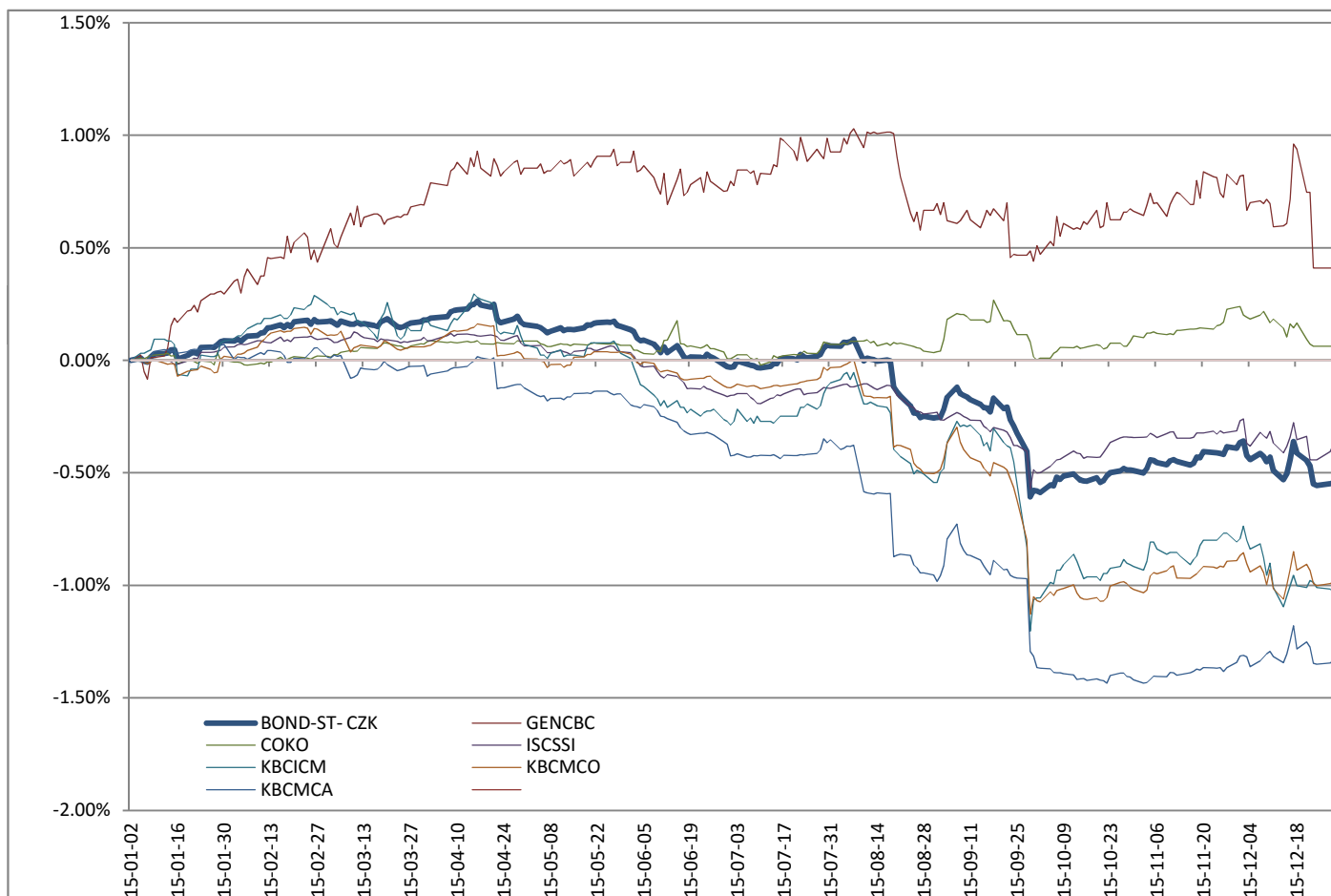
AT0000785209

Rating Category	Bonds - Short Term - CZK							
Ccy	CZK							
Average Daily R _f O/N (p.a.)	0.1454%	Generali CEE Fond konzervativní - CZK	Conseq Invest Konzervativní	ISČS SPOROINVEST	KBC Interest CSOB CZK Medium	KBC Money CZK Omega - KAP	KBC Money CZK Alpha	
Correlation	1.00	0.52	0.35	0.62	0.82	0.86	0.75	
Beta	1.00	1.23	0.29	0.55	1.52	1.30	1.11	
Average Daily Return (p.a.)	-0.73%	0.71%	0.26%	-0.33%	-1.44%	-1.51%	-2.04%	
Jensen's Alpha (p.a.)		1.64%	0.36%	0.01%	-0.25%	-0.52%	-1.21%	
Ranking (rank / number)		1/6	2/6	3/6	4/6	5/6	6/6	

EIC Fund Ratings®

★★★★★★ ★★★★★★ ★★★★★★ ★★★★★★ ★★★★★★ ★★★★★★ ★★★★★★

Fund	BOND-ST- CZK	GENCBC	COKO	ISCSSI	KBCICM	KBCMCO	KBCMCA
ISIN	Market	IE00BC7GWH52	IE0034074827	CZ0008472271	BE0940482673	LU0321028754	LU0321028598



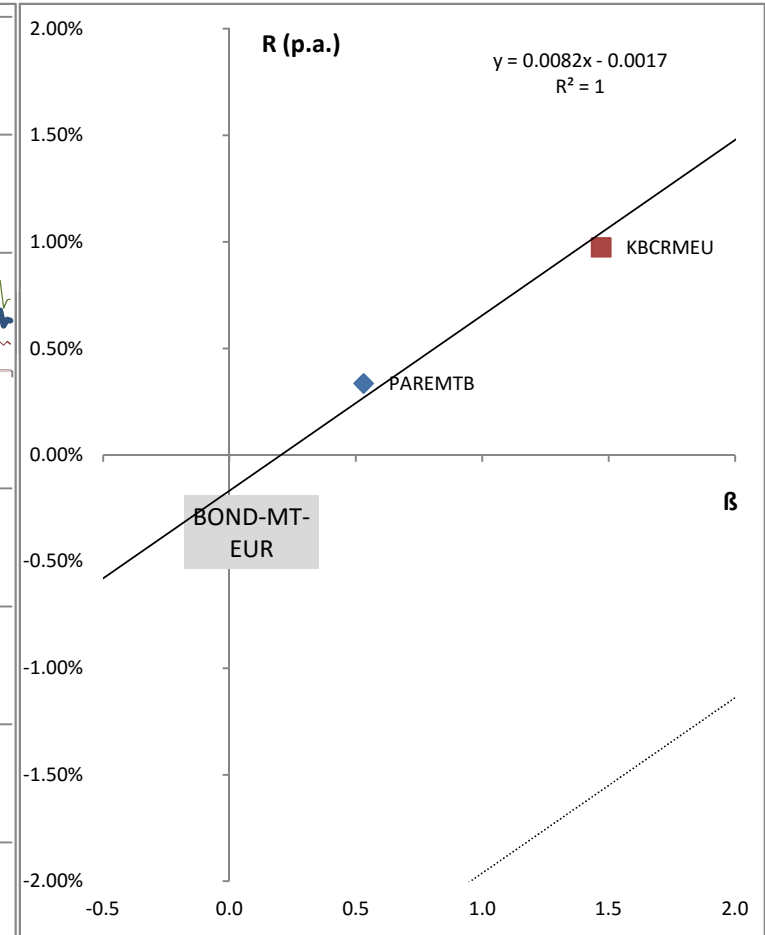
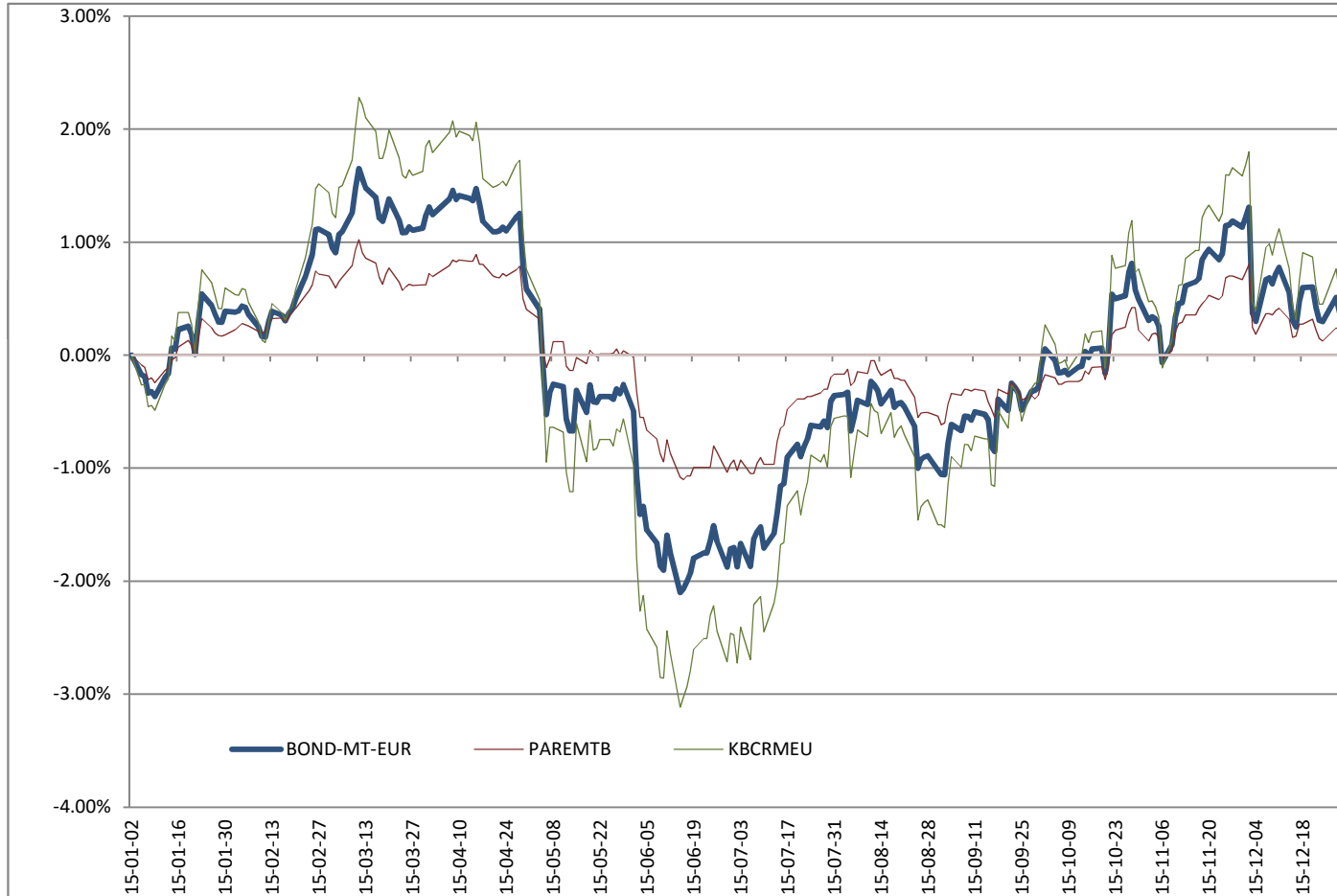
	R _f (p.a.)	R _m (p.a.)
SML + 1.64σ _(R_m)	0.8238%	-0.05%
SML + σ _(R_m)	0.5590%	-0.32%
SML - σ _(R_m)	-0.2682%	-1.14%
SML - 1.64σ _(R_m)	-0.5329%	-1.41%

Rating Category	Bonds - Medium Term - EUR		
Ccy	EUR		
Average Daily R _f O/N (p.a.)	-0.1677%	BNP Parvest Euro Medium Term Bond	KBC Renta Medium EUR
Correlation	1.00	0.93	0.99
Beta	1.00	0.53	1.47
Average Daily Return (p.a.)	0.66%	0.34%	0.97%
Jensen's Alpha (p.a.)		0.07%	-0.07%
Ranking (rank / number)		1/2	2/2

EIC Fund Ratings ©



Fund	BOND-MT-EUR	PAREMTB	KBCRMEU
ISIN	Market	LU0086914362	LU0117158260



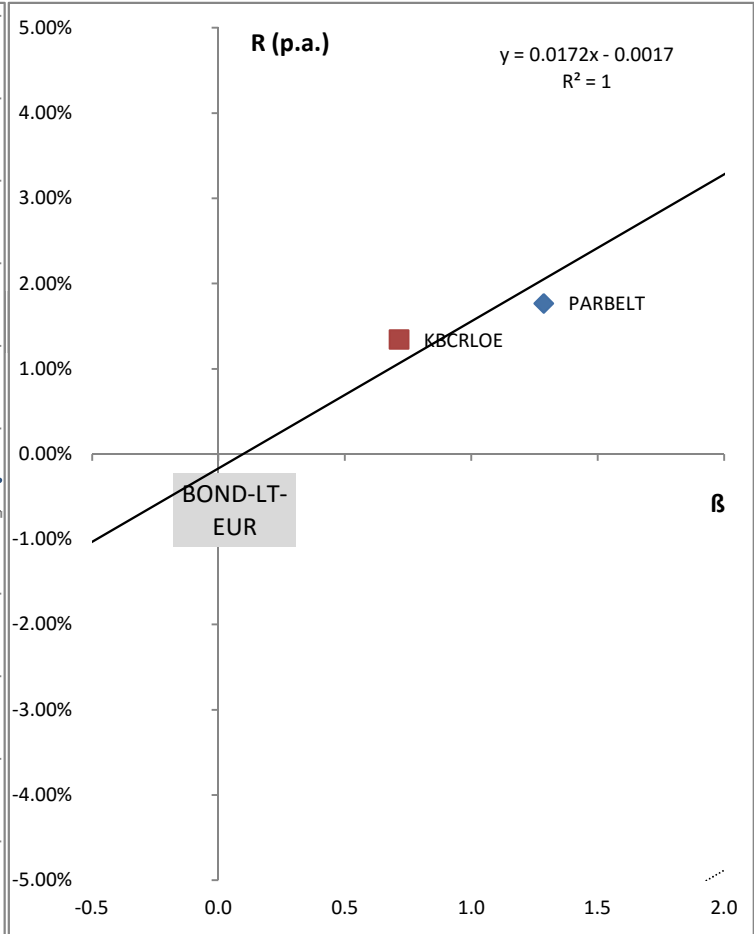
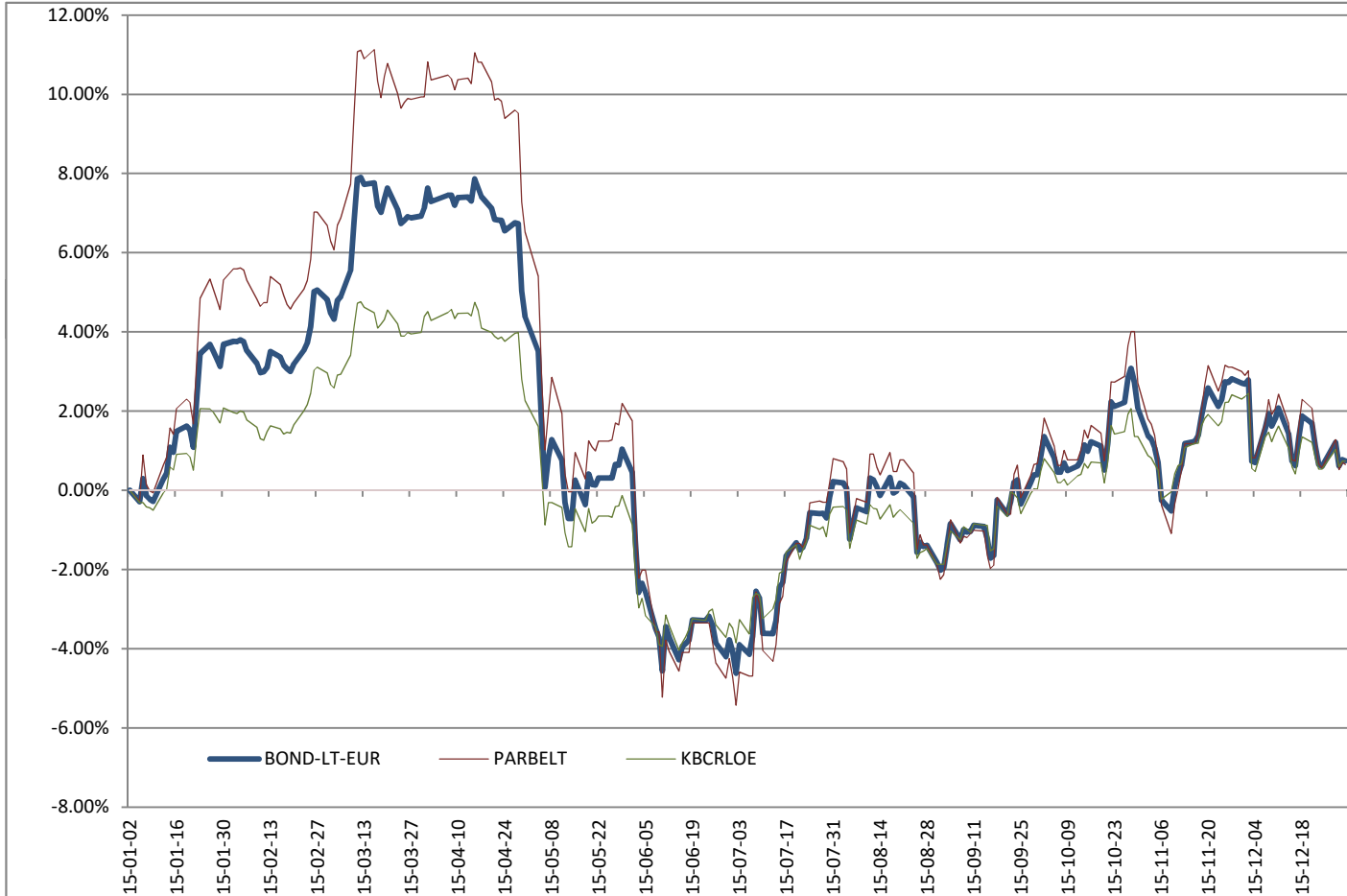
	R _f (p.a.)	R _m (p.a.)
SML + 1.64σ _(Rm)	4.1249%	4.95%
SML + σ _(Rm)	2.4497%	3.27%
SML - σ _(Rm)	-2.7851%	-1.96%
SML - 1.64σ _(Rm)	-4.4602%	-3.64%

Rating Category	Bonds - Long Term - EUR		
Ccy	EUR		
Average Daily R _f O/N (p.a.)	-0.1677%	BNP Parvest BOND EURO LONG TERM	KBC Renta Long EUR
Correlation	1.00	0.98	0.93
Beta	1.00	1.29	0.71
Average Daily Return (p.a.)	1.56%	1.77%	1.35%
Jensen's Alpha (p.a.)		-0.28%	0.28%
Ranking (rank / number)		2/2	1/2

EIC Fund Ratings ©

★★★★★ ★★★★★

Fund	BOND-LT-EUR	PARBELT	KBCRLOE
ISIN	Market	LU0823381875	LU0117159151



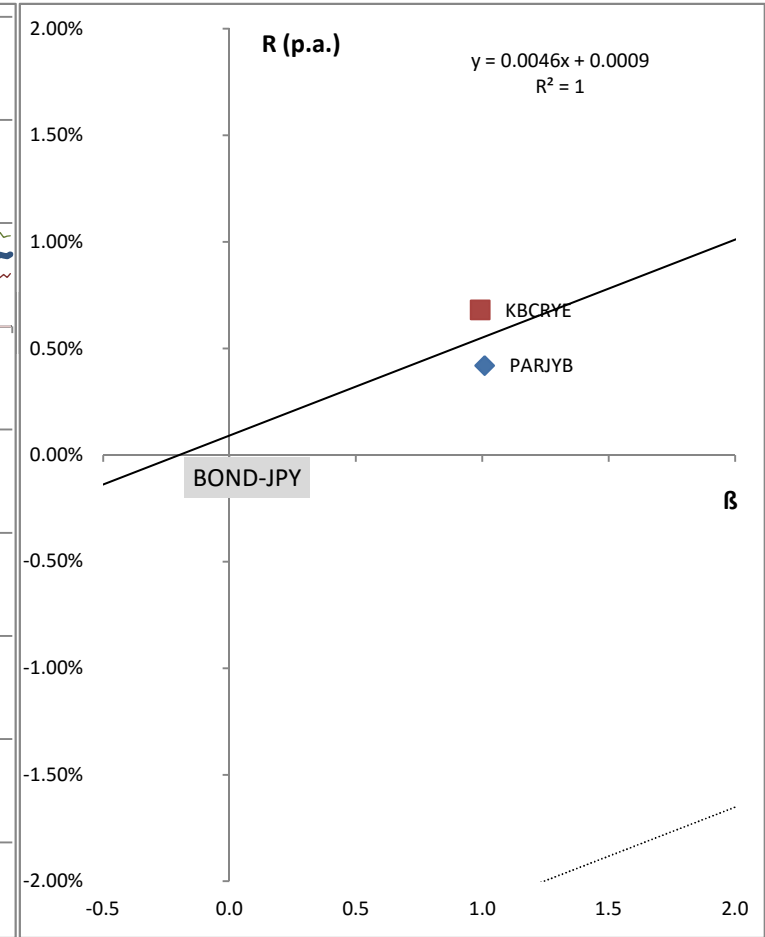
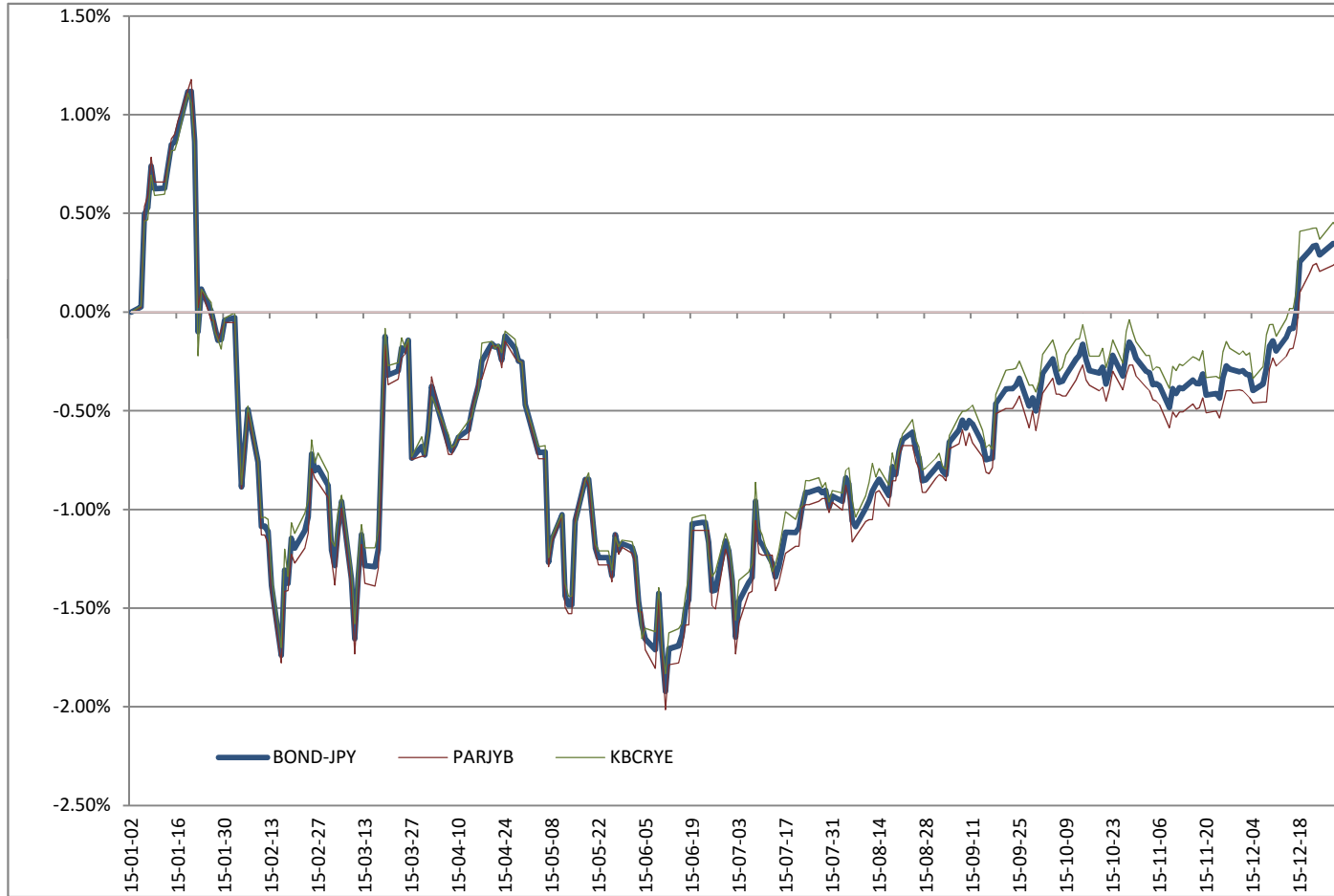
	R _f (p.a.)	R _m (p.a.)
SML + 1.64σ _(R_m)	13.2202%	14.94%
SML + σ _(R_m)	7.9957%	9.72%
SML - σ _(R_m)	-8.3310%	-6.61%
SML - 1.64σ _(R_m)	-13.5555%	-11.85%

Rating Category	Bonds - JPY		
Ccy	JPY		
Average Daily R _f O/N (p.a.)	0.0911%	BNP Parvest Japan Yen Bond	KBC Renta YENrenta
Correlation	1.00	0.98	0.98
Beta	1.00	1.01	0.99
Average Daily Return (p.a.)	0.55%	0.42%	0.68%
Jensen's Alpha (p.a.)		-0.13%	0.13%
Ranking (rank / number)		2/2	1/2

EIC Fund Ratings ©

★★★★★ ★★★★★

Fund	BOND-JPY	PARJYB	KBCRYE
ISIN	Market	LU0012182712	LU0140479485



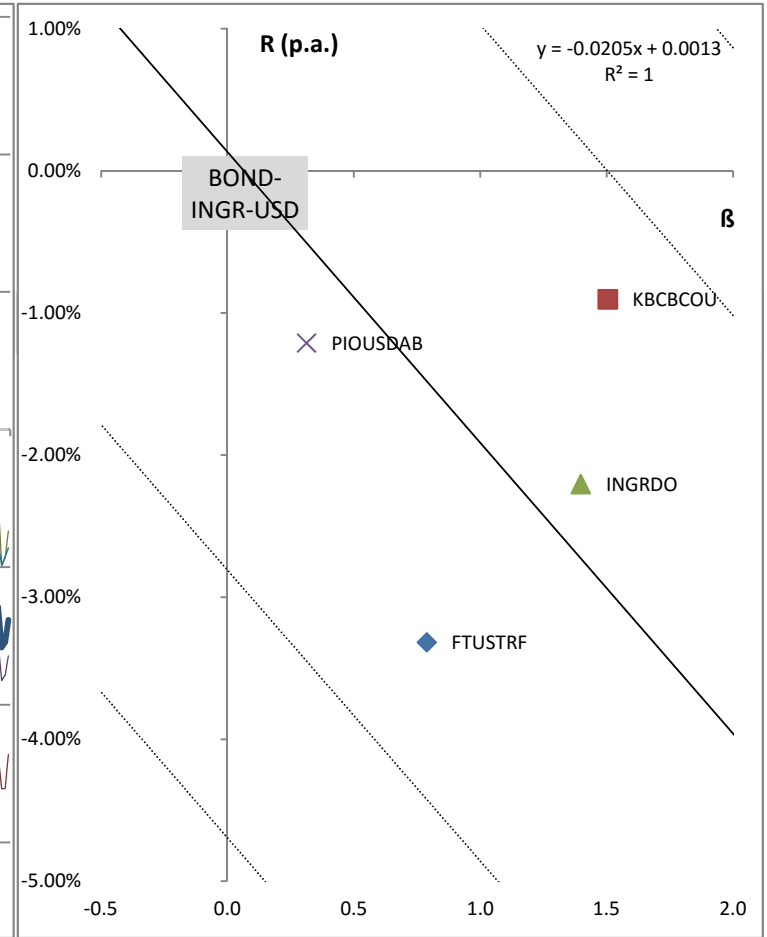
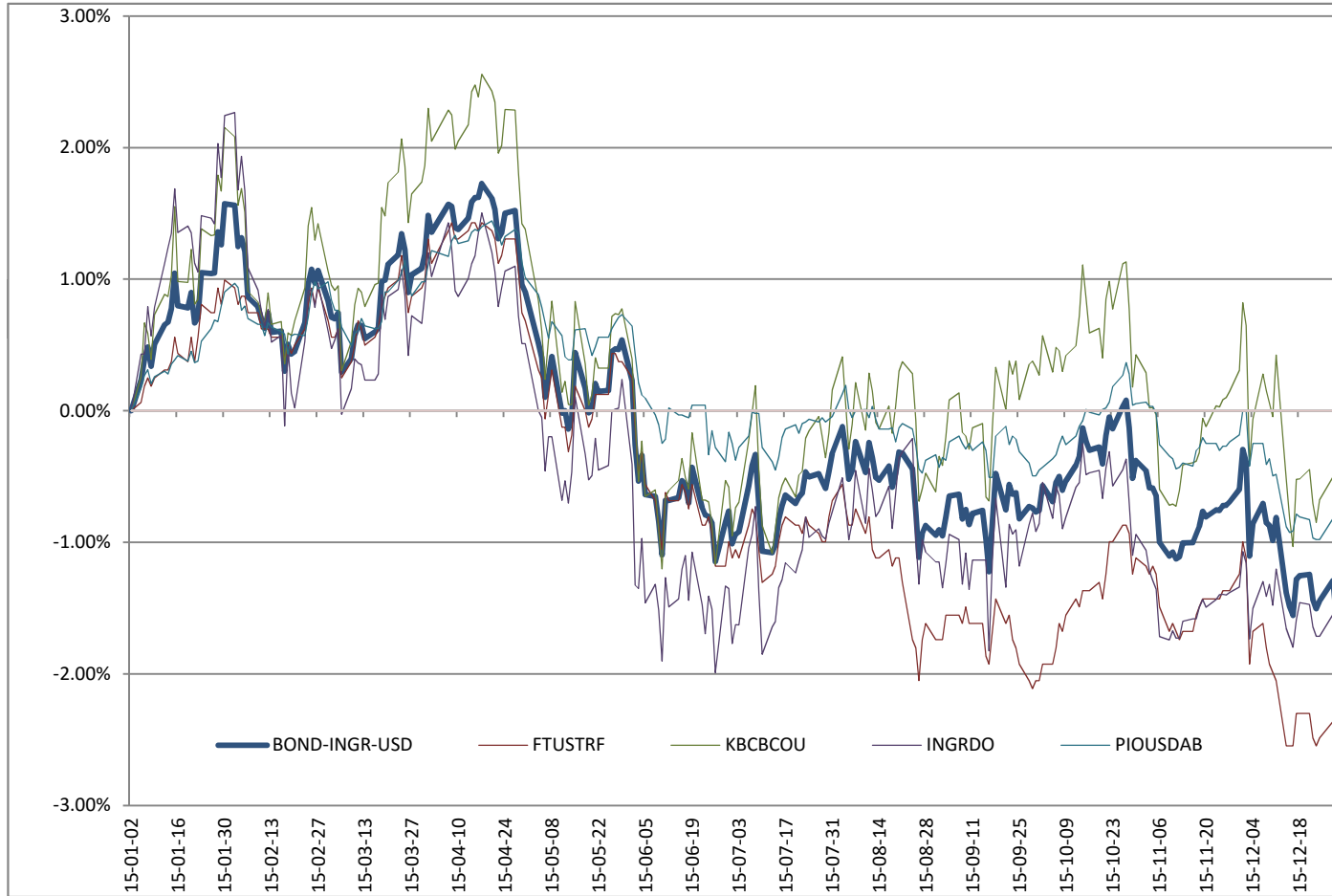
	R _f (p.a.)	R _m (p.a.)
SML + 1.64σ _(R_m)	4.4586%	4.92%
SML + σ _(R_m)	2.7542%	3.21%
SML - σ _(R_m)	-2.5721%	-2.11%
SML - 1.64σ _(R_m)	-4.2765%	-3.82%

Rating Category	Bonds - Investment Grade - USD				
Ccy	USD	Franklin Templeton - Franklin US Total Return Fund A(acc)USD - 4813	KBC Bonds Corporates USD	NN Fund Dollar	Pioneer Funds - U.S. Dollar Aggregate Bond USD
Average Daily R _f O/N (p.a.)	0.1342%				
Correlation	1.00	0.90	0.96	0.91	0.55
Beta	1.00	0.79	1.50	1.40	0.31
Average Daily Return (p.a.)	-1.91%	-3.32%	-0.90%	-2.20%	-1.21%
Jensen's Alpha (p.a.)		-1.84%	2.04%	0.52%	-0.71%
Ranking (rank / number)		4/4	1/4	2/4	3/4

EIC Fund Ratings ©



Fund	BOND-INGR-USD	FTUSTRF	KBCBCOU	INGRDO	PIOUSDAB
ISIN	Market	LU0170468960	LU0106101842	LU0546914754	LU0229391221



	R _f (p.a.)	R _m (p.a.)
SML + 1.64σ _(Rm)	4.9632%	2.92%
SML + σ _(Rm)	3.0787%	1.03%
SML - σ _(Rm)	-2.8103%	-4.86%
SML - 1.64σ _(Rm)	-4.6948%	-6.75%

Rating Category	Bonds - Investment Grade - Global				
Ccy	USD	Fidelity - Global		BNP Parvest Bond	Franklin Templeton -
Average Daily R _f O/N (p.a.)	0.1342%	Corporate Bond Fund A- ACC-EUR	Aberdeen Global - Select Global Credit Bond Fund	World EUR	TEMPLETON GLOBAL AGGREGATE
Correlation	1.00	0.90	0.28	0.93	0.27
Beta	1.00	1.80	0.19	1.80	0.21
Average Daily Return (p.a.)	-4.48%	-4.79%	-1.73%	-6.49%	-4.84%
Jensen's Alpha (p.a.)		3.39%	NR	1.69%	NR
Ranking (rank / number)		1/2	NR	2/2	NR

EIC Fund Ratings ©

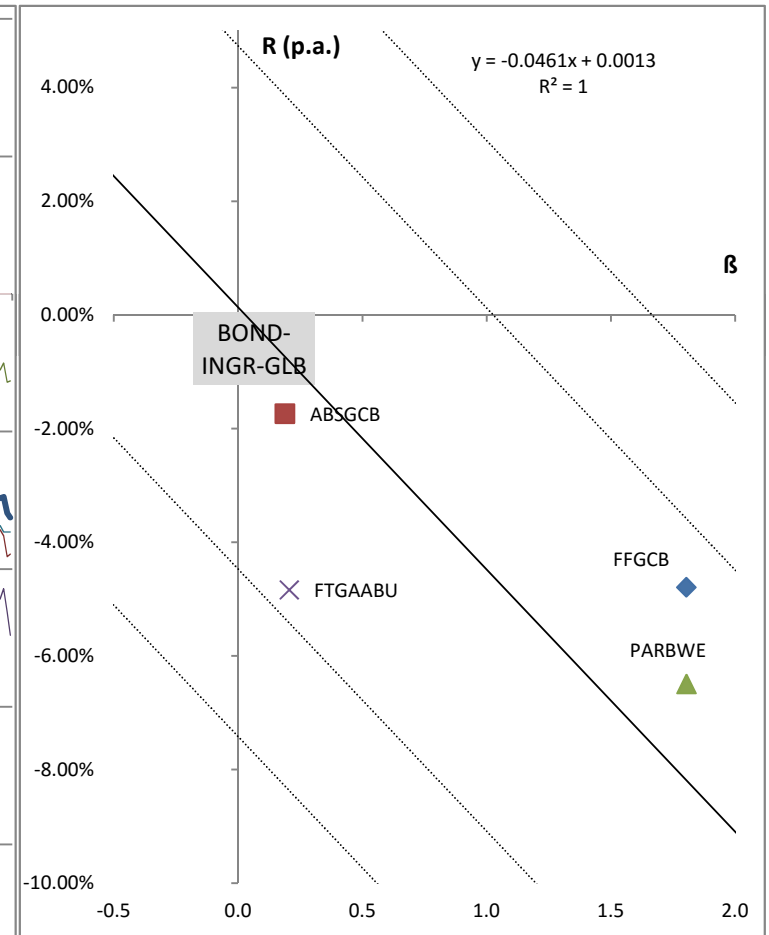
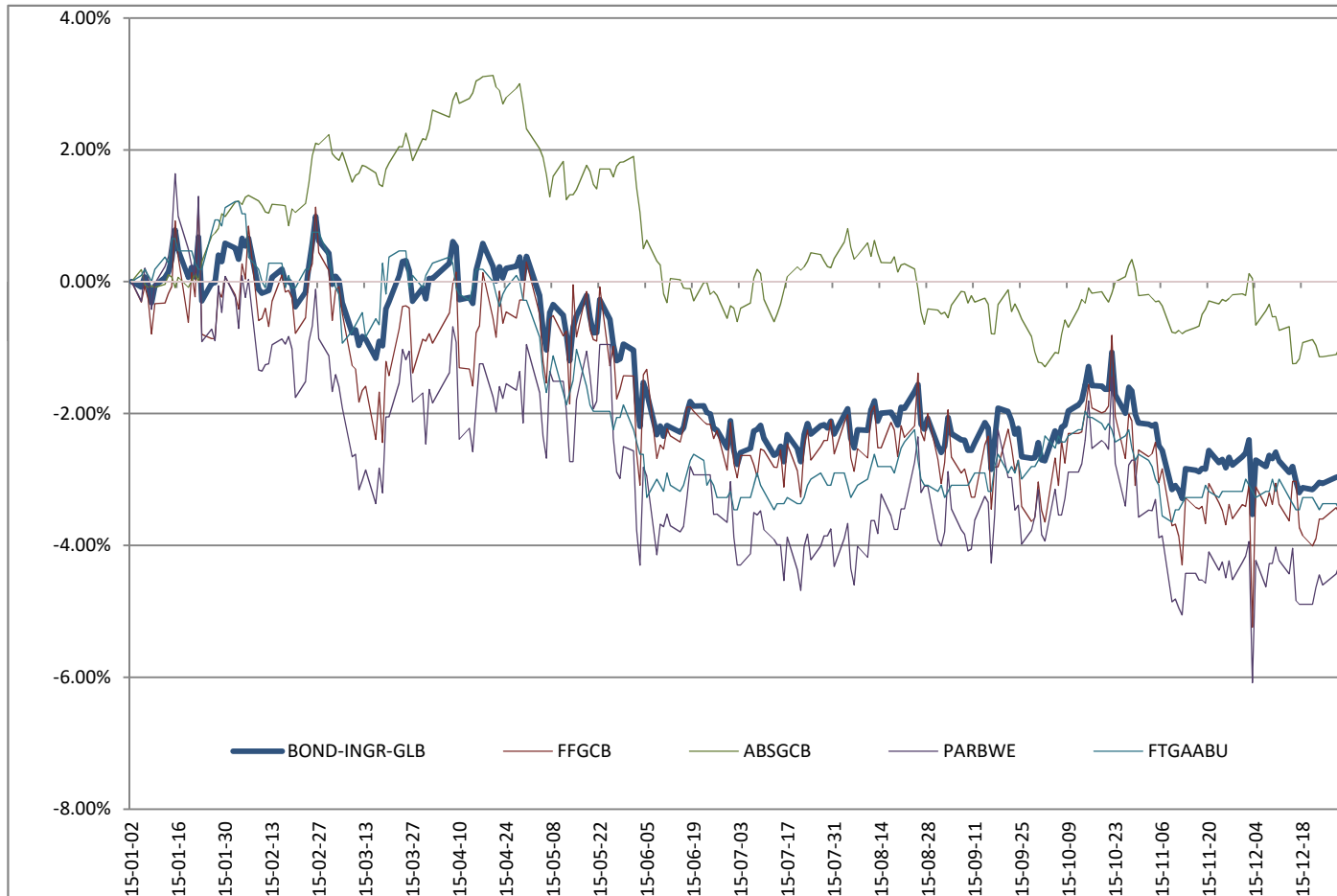
★★★★★

NR

★★★★★

NR

Fund	BOND-INGR-GLB	FFGCB	ABSGCB	PARBWE	FTGAABU
ISIN	Market	LU0532243267	LU0595688929	LU0823391676	LU0727123829



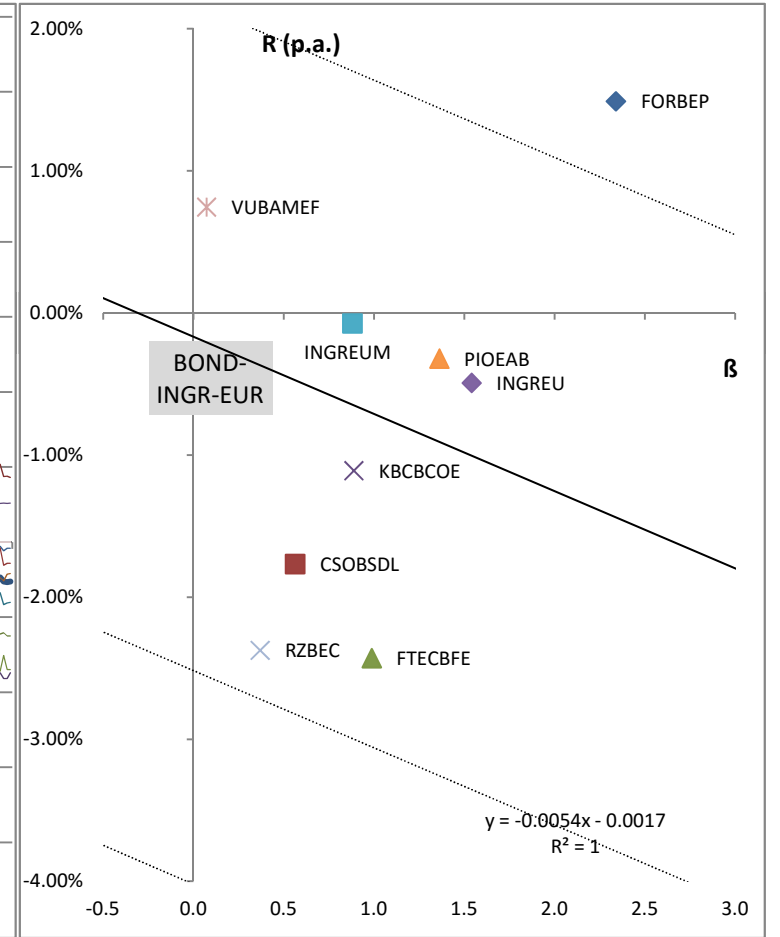
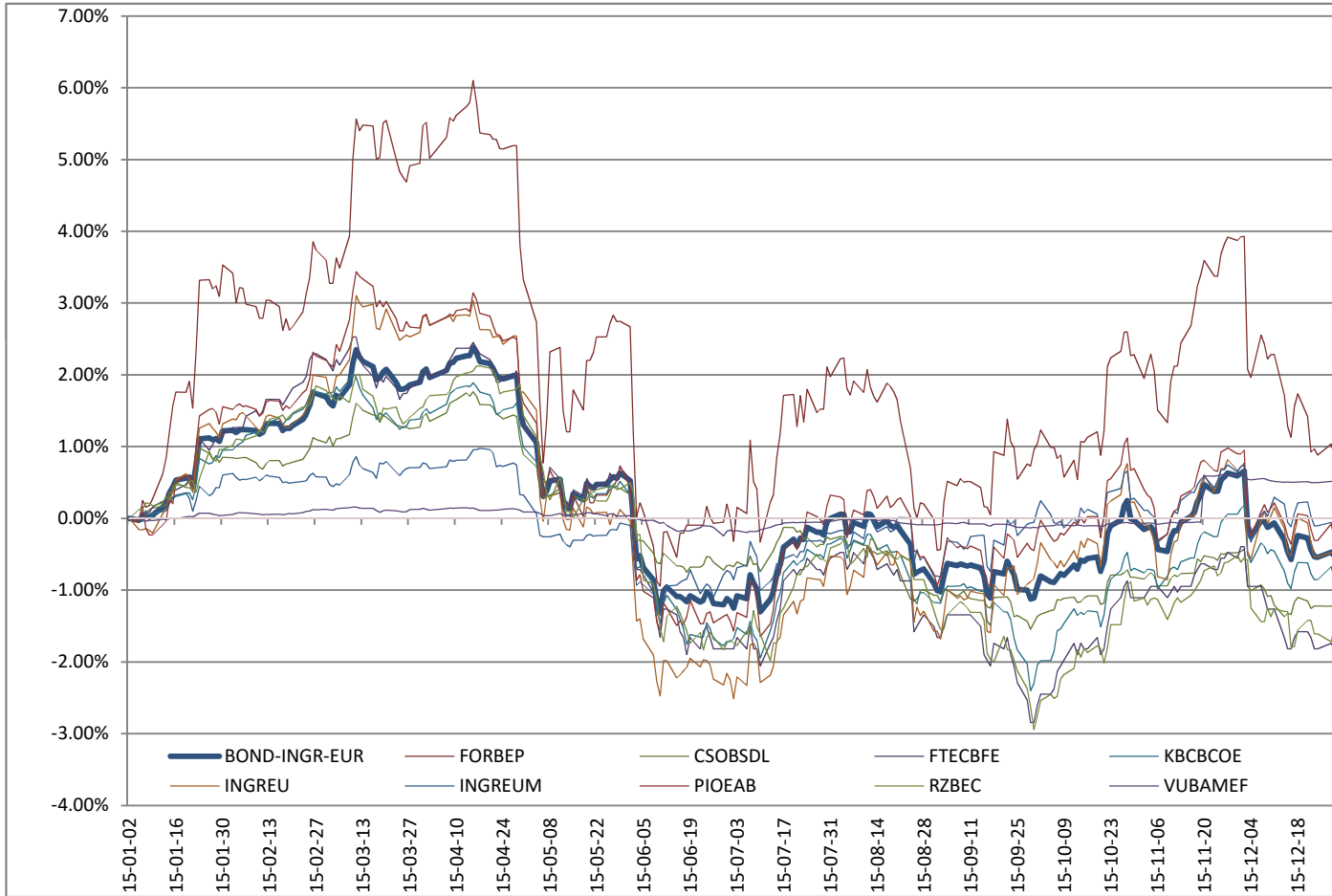
	R _f (p.a.)	R _m (p.a.)
SML + 1.64σ _(R_m)	7.6852%	3.07%
SML + σ _(R_m)	4.7385%	0.13%
SML - σ _(R_m)	-4.4701%	-9.08%
SML - 1.64σ _(R_m)	-7.4169%	-12.04%

Rating Category	Bonds - Investment Grade - EUR										
Ccy	EUR										
Average Daily R _f O/N (p.a.)	-0.1677%	BNP Paribas L1 Bond Europe Plus	ČSOB Dlhopisový	Franklin Templeton - Templeton European Corporate Bond Fund	KBC Bonds Corporates Euro	NN Fund Euro	NN Fund Euromix Bond	Pioneer Funds - Euro Aggregate Bond EUR	Raiffeisen-Euro-Corporates	VUBAM Eurový fond	
Correlation	1.00	0.93	0.82	0.85	0.88	0.93	0.85	0.93	0.32	0.24	
Beta	1.00	2.34	0.56	0.99	0.89	1.54	0.88	1.36	0.37	0.07	
Average Daily Return (p.a.)	-0.71%	1.49%	-1.77%	-2.43%	-1.11%	-0.49%	-0.07%	-0.32%	-2.37%	0.75%	
Jensen's Alpha (p.a.)		2.93%	-1.29%	-1.72%	-0.46%	0.51%	0.57%	0.59%	-2.01%	NR	
Ranking (rank / number)		1/8	6/8	7/8	5/8	4/8	3/8	2/8	8/8	NR	

EIC Fund Ratings ©



Fund	BOND-INGR-EUR	FORBEP	CSOBSDL	FTECBFE	KBCBCOE	INGREU	INGREUM	PIOEAB	RZBEC	VUBAMEF
ISIN	Market	LU0010000809	0	LU0496369546	LU0094437620	LU0546918151	LU0546916619	LU0313644931	AT0000712534	EF



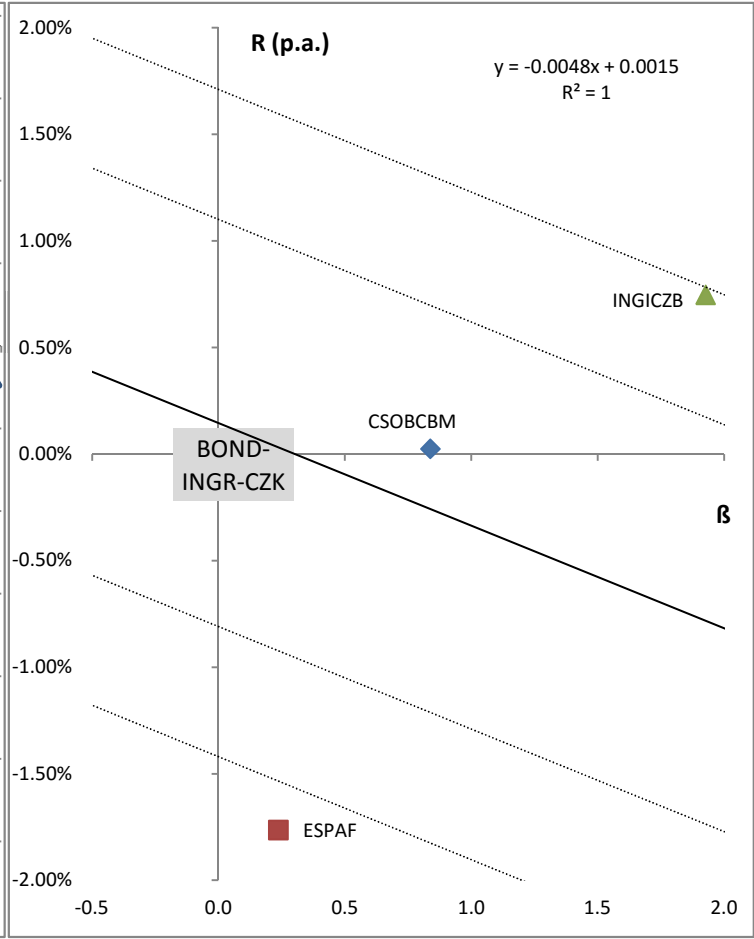
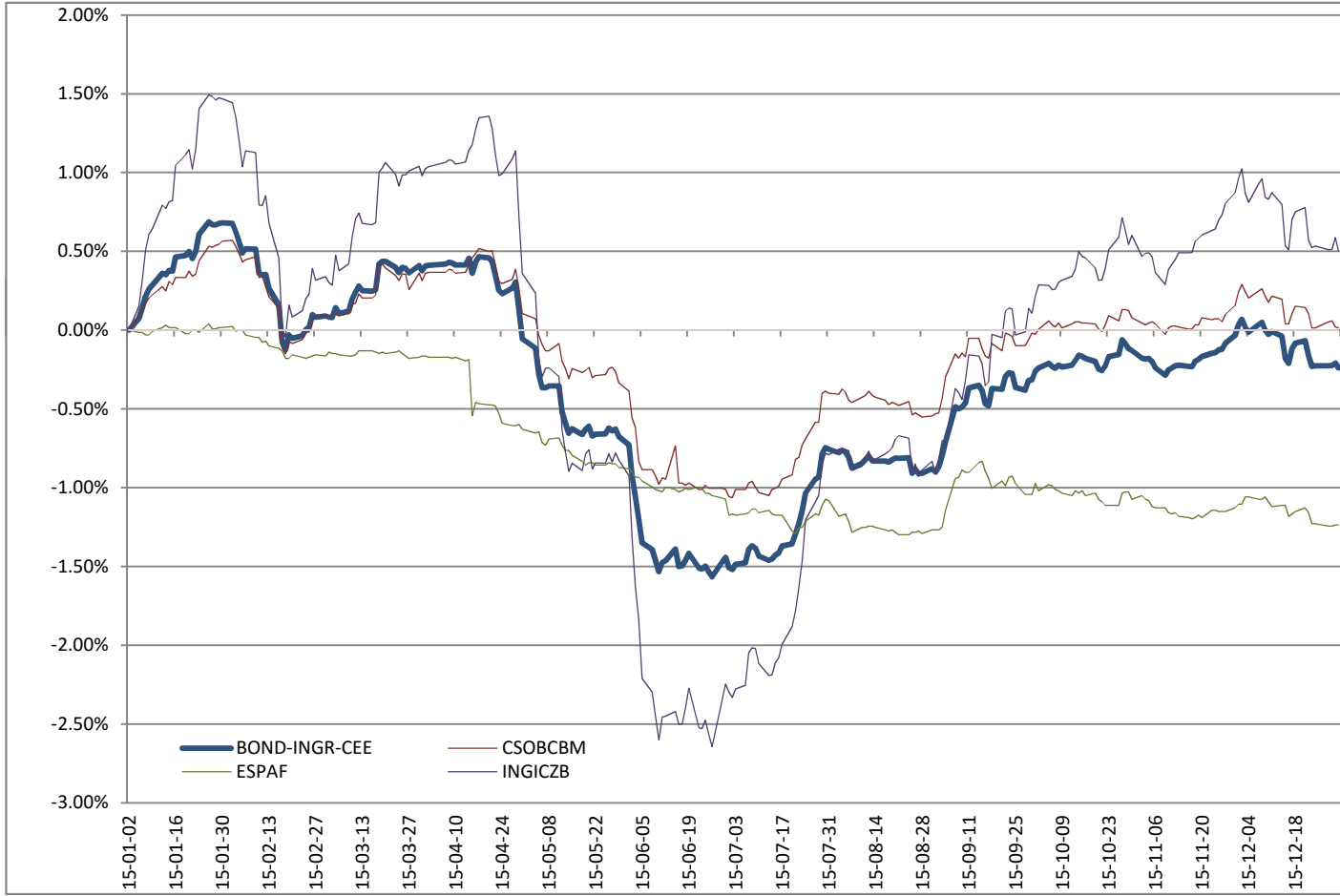
	R _f (p.a.)	R _m (p.a.)
SML + 1.64σ _(Rm)	3.6851%	3.14%
SML + σ _(Rm)	2.1816%	1.64%
SML - σ _(Rm)	-2.5169%	-3.06%
SML - 1.64σ _(Rm)	-4.0204%	-4.57%

Rating Category	Bonds - Investment Grade - CZK			
Ccy	CZK			
Average Daily R _f O/N (p.a.)	0.1454%	ČSOB bond mix	ESPA Fiducia (VT)	NN International Czech Bond
Correlation	1.00	0.86	0.37	0.95
Beta	1.00	0.84	0.24	1.93
Average Daily Return (p.a.)	-0.34%	0.02%	-1.76%	0.75%
Jensen's Alpha (p.a.)		0.28%	-1.80%	1.53%
Ranking (rank / number)		2/3	3/3	1/3

EIC Fund Ratings ©

★★★★★☆☆ ★☆☆☆☆☆☆ ★★★★★☆☆

Fund	BOND-INGR-CZK	CSOBCBM	ESPAF	INGICZB
ISIN	Market	7.7E+11	AT0000674692	LU0082087437



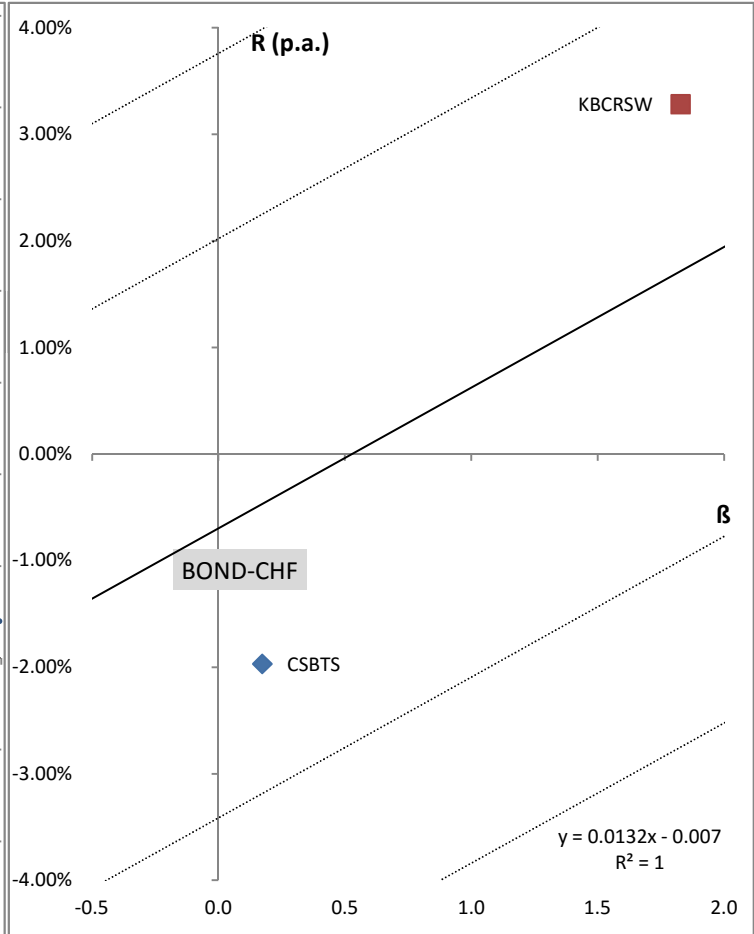
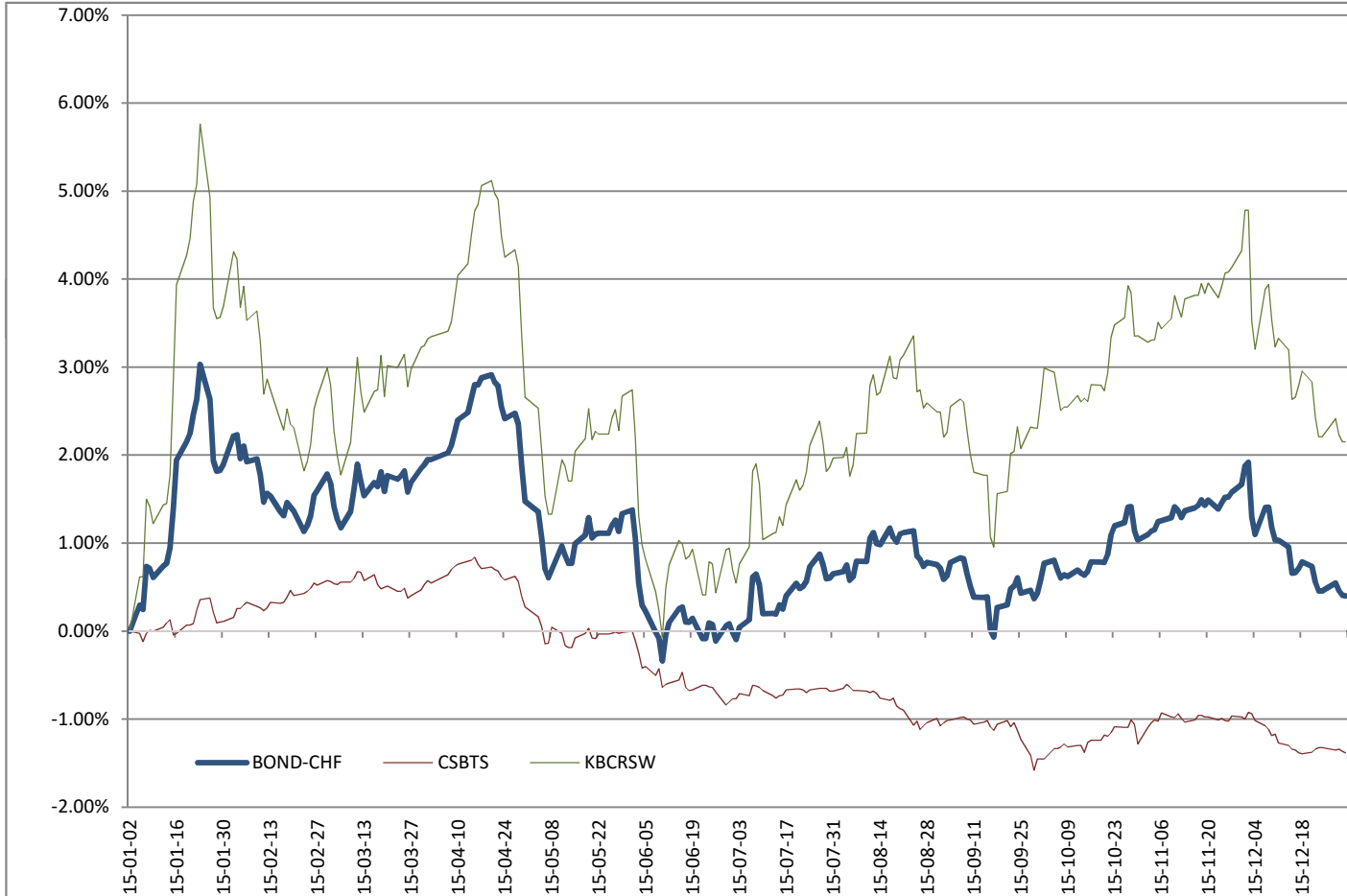
	R _f (p.a.)	R _m (p.a.)
SML + 1.64σ _(R_m)	1.7110%	1.23%
SML + σ _(R_m)	1.1000%	0.62%
SML - σ _(R_m)	-0.8092%	-1.29%
SML - 1.64σ _(R_m)	-1.4202%	-1.90%

Rating Category	Bonds - CHF		
Ccy	CHF		
Average Daily R _f O/N (p.a.)	-0.6967%	CS BF (Lux) TOPS (SFR) B	KBC Renta Swissrenta
Correlation	1.00	0.44	0.98
Beta	1.00	0.17	1.83
Average Daily Return (p.a.)	0.62%	-1.97%	3.28%
Jensen's Alpha (p.a.)		-1.50%	1.57%
Ranking (rank / number)		2/2	1/2

EIC Fund Ratings ©

★★★★★ ★★★★★

Fund	BOND-CHF	CSBTS	KBCRSW
ISIN	Market	LU0155952053	LU0068457893



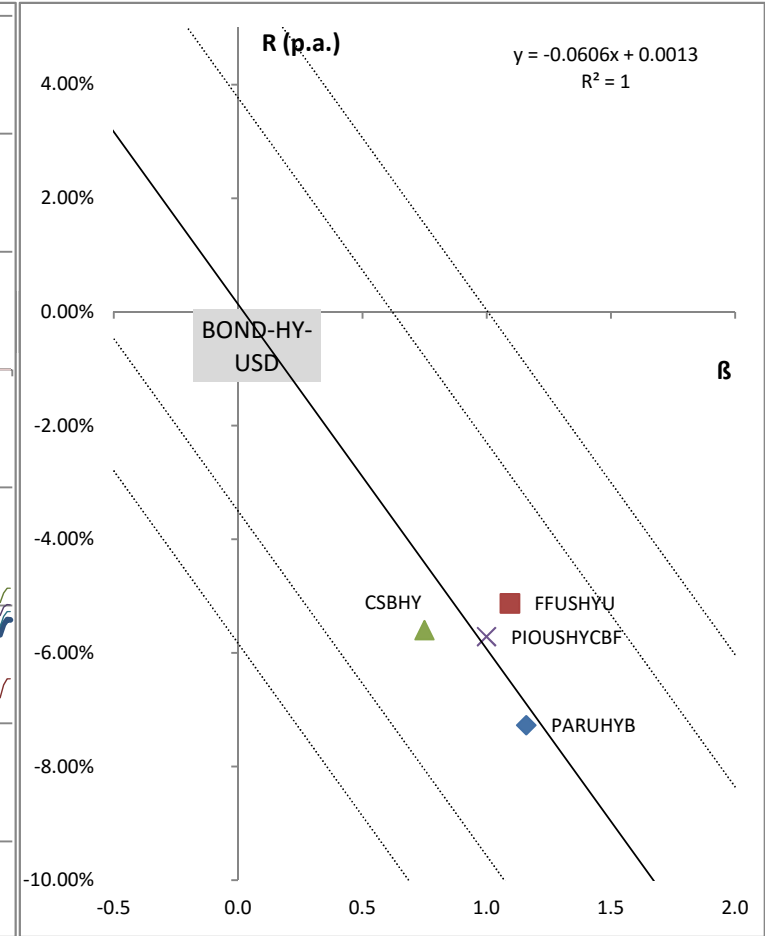
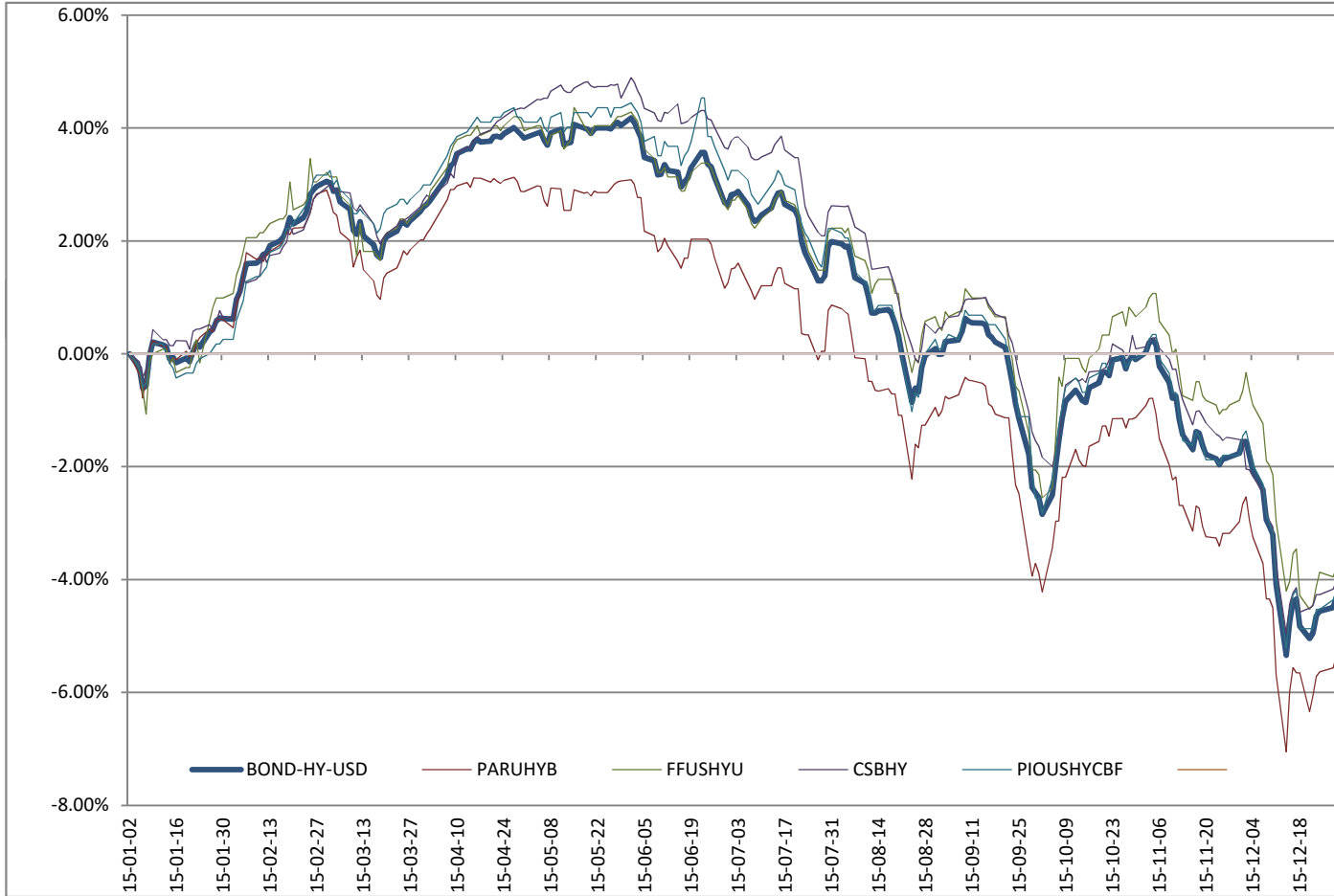
	R _f (p.a.)	R _m (p.a.)
SML + 1.64σ _(Rm)	3.7604%	5.08%
SML + σ _(Rm)	2.0211%	3.34%
SML - σ _(Rm)	-3.4145%	-2.09%
SML - 1.64σ _(Rm)	-5.1539%	-3.84%

Rating Category	Bonds - High Yield - USD				
Ccy	USD				
Average Daily R _f O/N (p.a.)	0.1342%	BNP Parvest US High Yield Bond	Fidelity - US High Yield Fund A-ACC-USD	CS BF (Lux) High Yield US\$ B	Pioneer Funds - U.S. High Yield USD
Correlation	1.00	0.89	0.88	0.85	0.91
Beta	1.00	1.16	1.09	0.75	1.00
Average Daily Return (p.a.)	-5.93%	-7.27%	-5.13%	-5.60%	-5.71%
Jensen's Alpha (p.a.)		-0.38%	1.37%	-1.19%	0.21%
Ranking (rank / number)		3/4	1/4	4/4	2/4

EIC Fund Ratings ©



Fund	BOND-HY-USD	PARUHYB	FFUSHYU	CSBHY	PIOUSHYCBF
ISIN	Market	LU0111549480	LU0605520377	LU0116737759	LU0132198770



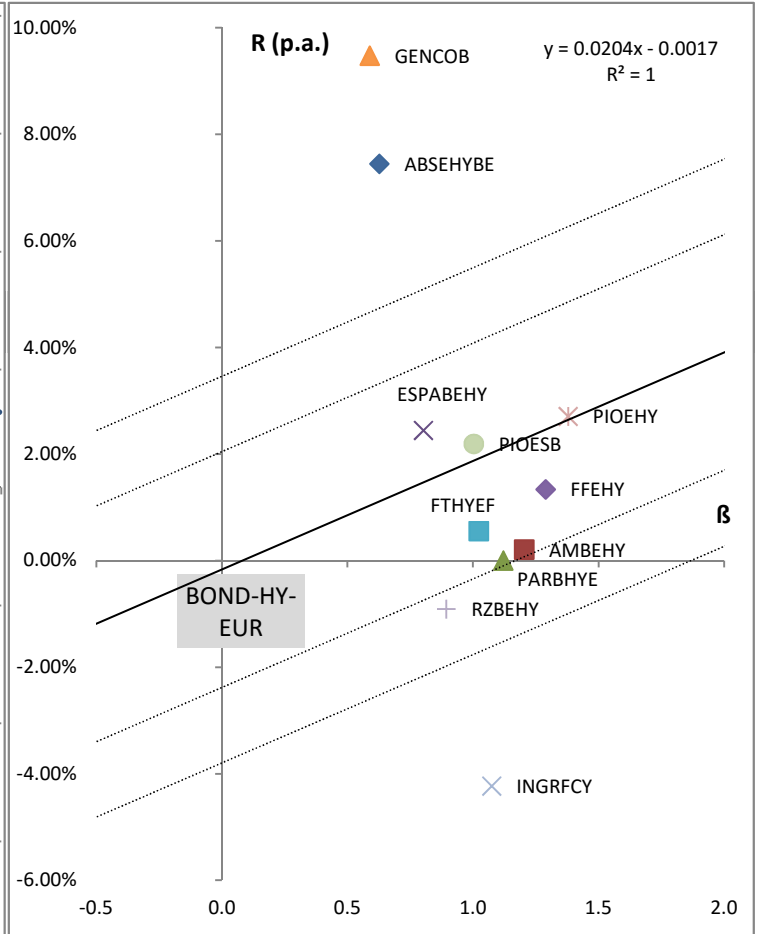
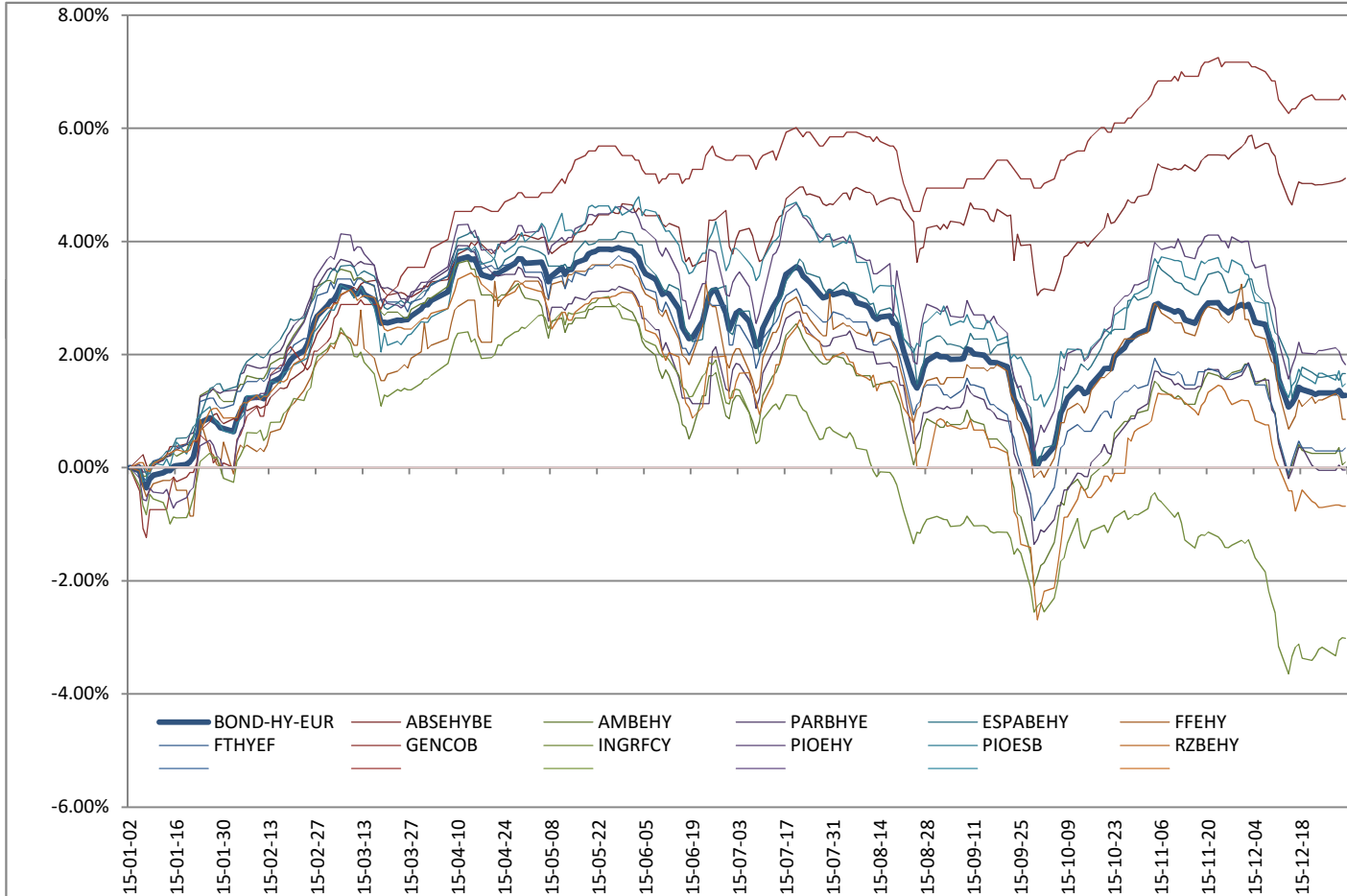
	R _f (p.a.)	R _m (p.a.)
SML + 1.64σ _(R_m)	6.0996%	0.04%
SML + σ _(R_m)	3.7716%	-2.29%
SML - σ _(R_m)	-3.5033%	-9.57%
SML - 1.64σ _(R_m)	-5.8313%	-11.90%

Rating Category	Bonds - High Yield - EUR										
Ccy	EUR										
Average Daily R _f O/N (p.a.)	-0.1677%	Aberdeen Global - Select Euro High Yield Bond Fund	AMUNDI FUNDS BOND EURO HIGH YIELD - AE	BNP Parvest Bond Euro High Yield EUR	ESPA Bond Europe High Yield (VT)	Fidelity - European High Yield Fund A-ACC-EUR	Franklin Templeton - Templeton Euro High Yield Fund A(acc)EUR -	Generali CEE Fond korporátních dluhopisů - EUR	NN Fund First Class Yield Opportunities EUR	Pioneer Funds - Euro High Yield EUR	
Correlation	1.00	0.57	0.89	0.81	0.64	0.72	0.84	0.61	0.83	0.85	
Beta	1.00	0.63	1.20	1.12	0.80	1.29	1.02	0.59	1.07	1.38	
Average Daily Return (p.a.)	1.87%	7.45%	0.21%	0.00%	2.45%	1.34%	0.55%	9.48%	-4.23%	2.71%	
Jensen's Alpha (p.a.)		6.34%	-2.07%	-2.11%	0.98%	-1.12%	-1.36%	8.45%	-6.25%	0.07%	
Ranking (rank / number)		2/11	8/11	9/11	3/11	6/11	7/11	1/11	11/11	5/11	

EIC Fund Ratings ©



Fund	BOND-HY-EUR	ABSEHYBE	AMBEHY	PARBHYE	ESPABEHY	FFEHY	FTHYEF	GENCOB	INGRFCY	PIOEHY
ISIN	Market	LU0119176310	LU0119110723	LU0823380802	AT0000673280	LU0251130802	LU0131126574	IE00B4362Q21	LU0922501720	LU0229386064



	R _f (p.a.)	R _m (p.a.)
SML + 1.64σ _(R_m)	3.4603%	5.50%
SML + σ _(R_m)	2.0445%	4.08%
SML - σ _(R_m)	-2.3799%	-0.34%
SML - 1.64σ _(R_m)	-3.7957%	-1.76%

Pioneer Funds - Euro Strategic Bond EUR	Raiffeisen-Europa- HighYield
--	---------------------------------

0.76	0.64
------	------

1.00	0.89
------	------

2.19%	-0.91%
-------	--------

0.32%	-2.56%
--------------	---------------

4/11	10/11
-------------	--------------



PIOESB

RZBEHY

LU0190665769

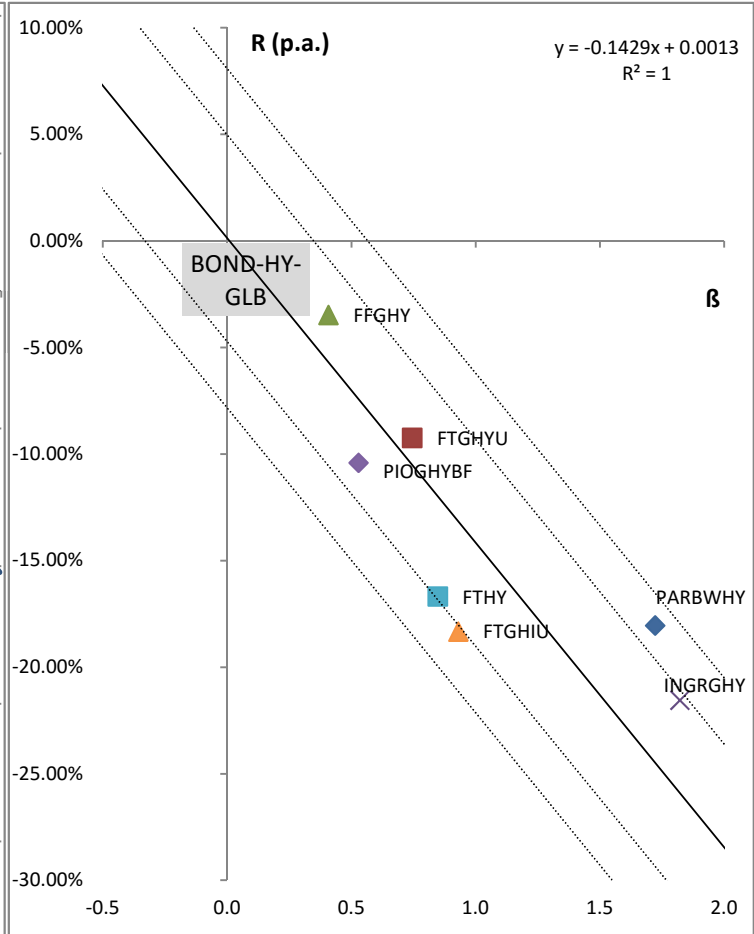
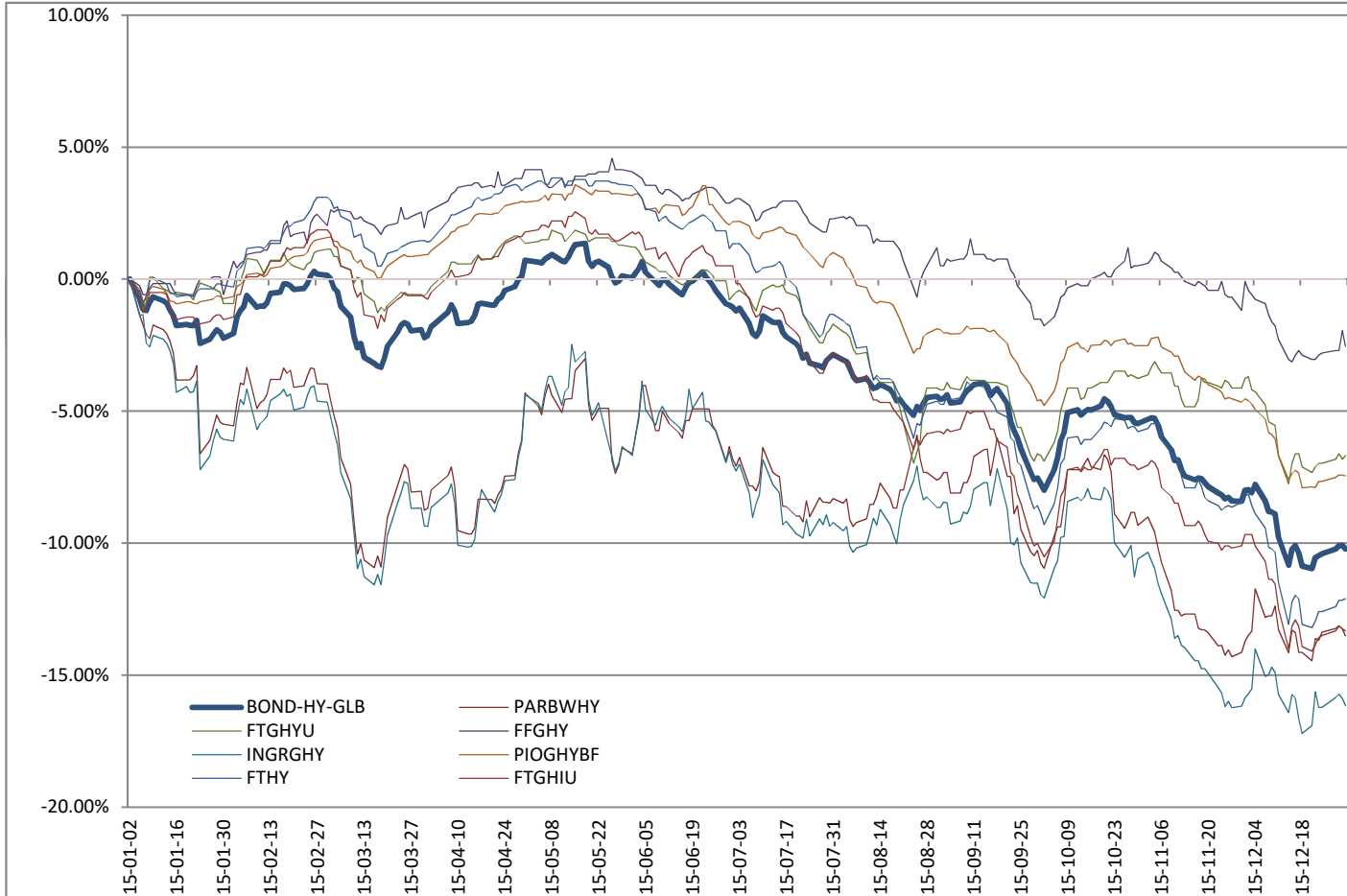
AT0000765599

Rating Category	Bonds - High Yield - Global									
Ccy	USD									
Average Daily R _f O/N (p.a.)	0.1342%	BNP Parvest Bond World High Yield	Franklin Templeton - Templeton Global High Yield Fund A(acc)USD -	Fidelity - Global High Yield Focus Fund A-ACC-USD	NN Fund Global High Yield	Pioneer Funds - Global High Yield USD	Franklin Templeton - Franklin High Yield Fund A(acc)USD - 4385	Franklin Templeton - TEMPLETON GLOBAL HIGH INCOME BOND		
Correlation	1.00	0.75	0.66	0.43	0.77	0.72	0.74	0.79		
Beta	1.00	1.72	0.74	0.41	1.82	0.53	0.85	0.93		
Average Daily Return (p.a.)	-14.16%	-18.04%	-9.24%	-3.47%	-21.55%	-10.41%	-16.68%	-18.32%		
Jensen's Alpha (p.a.)		6.43%	1.26%	2.21%	4.35%	-2.99%	-4.70%	-5.17%		
Ranking (rank / number)		1/7	4/7	3/7	2/7	5/7	6/7	7/7		

EIC Fund Ratings ©



Fund	BOND-HY-GLB	PARBWHY	FTGHYU	FFGHY	INGRGHY	PIOGHYBF	FTHY	FTGHIU
ISIN	Market	LU0823388615	LU0300740767	LU0740037022	LU0548664886	LU0190652510	LU0131126228	LU0800342296



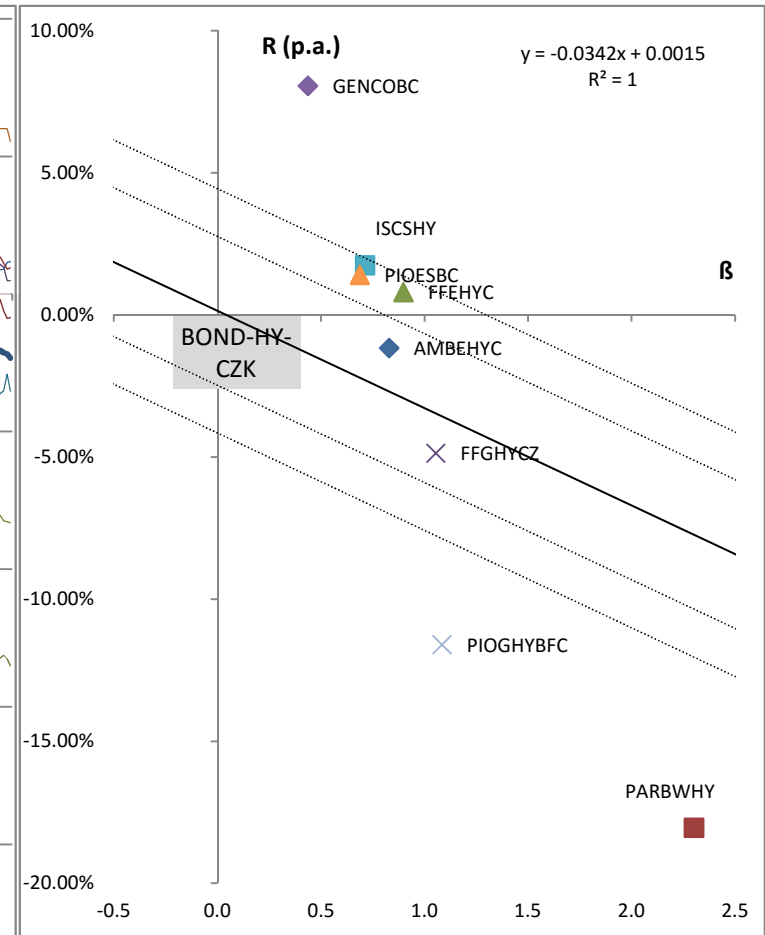
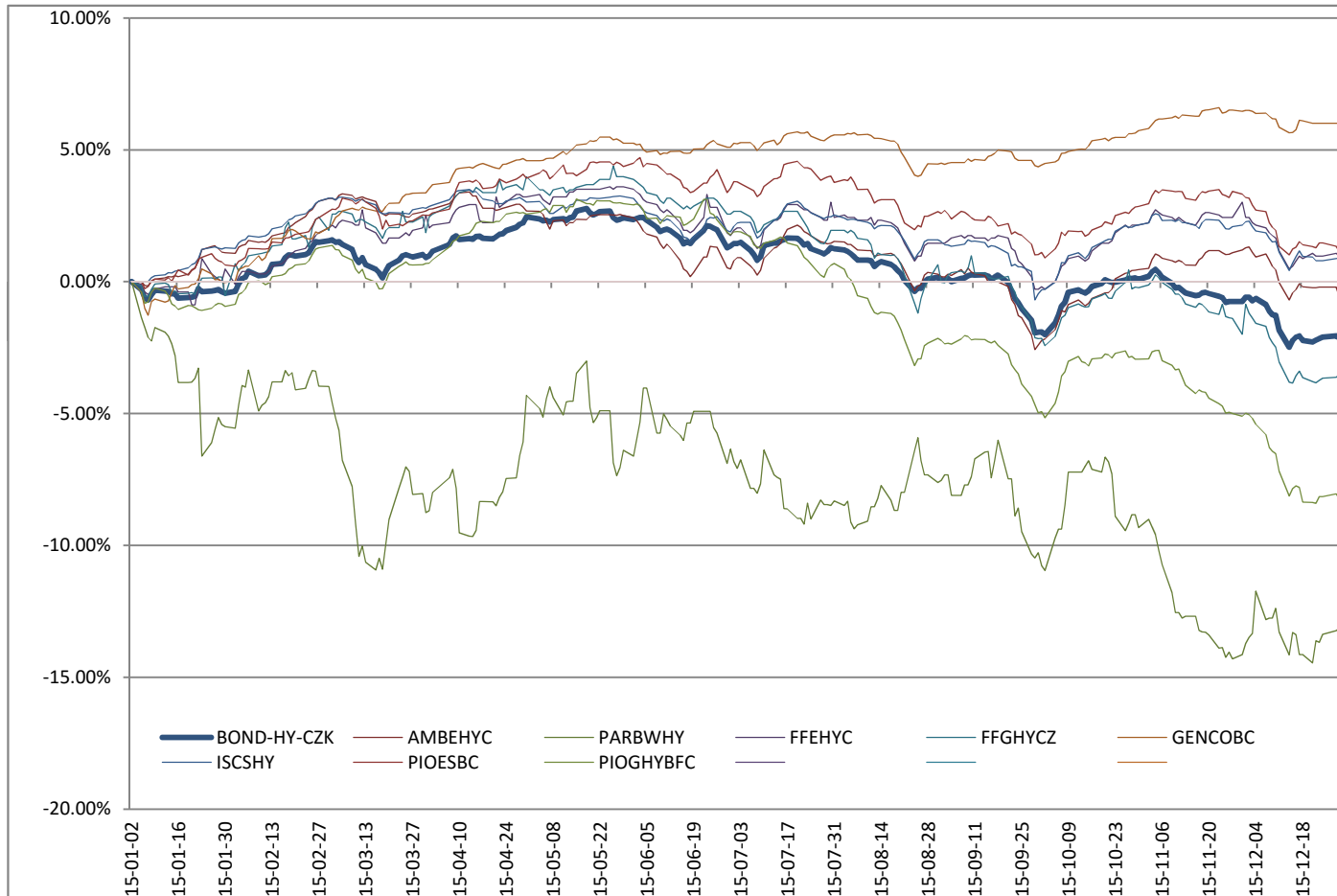
	R _f (p.a.)	R _m (p.a.)
SML + 1.64σ _(R_m)	8.1007%	-6.19%
SML + σ _(R_m)	4.9918%	-9.30%
SML - σ _(R_m)	-4.7234%	-19.02%
SML - 1.64σ _(R_m)	-7.8323%	-22.13%

Rating Category	Bonds - High Yield - CZK									
Ccy	CZK	AMUNDI FUNDS BOND EURO HIGH YIELD - AHK	BNP Parvest Bond World High Yield	Fidelity - EUROPEAN HIGH YIELD FUND A-ACC-CZK (HEDGED)	Fidelity - GLOBAL HIGH YIELD FUND A-ACC-CZK (HEDGED)	Generali CEE Fond korporátních dluhopisů - CZK	ISČS HIGH YIELD	Pioneer Funds - Euro Strategic Bond CZK Hedged	Pioneer Funds - Global High Yield CZK	
Average Daily R _f O/N (p.a.)	0.1454%									
Correlation	1.00	0.72	0.54	0.60	0.59	0.51	0.71	0.62	0.79	
Beta	1.00	0.83	2.30	0.90	1.05	0.44	0.71	0.69	1.08	
Average Daily Return (p.a.)	-3.28%	-1.16%	-18.04%	0.81%	-4.86%	8.06%	1.75%	1.42%	-11.60%	
Jensen's Alpha (p.a.)		1.53%	-10.31%	3.74%	-1.40%	9.41%	4.04%	3.63%	-8.03%	
Ranking (rank / number)		5/8	8/8	3/8	6/8	1/8	2/8	4/8	7/8	

EIC Fund Ratings®



Fund	BOND-HY-CZK	AMBEHYC	PARBWHY	FFEHYC	FFGHYCZ	GENCOBC	ISCSHY	PIOESBC	PIOGHYBFC
ISIN	Market	LU1049751867	LU0823388615	LU0979393146	LU1114574418	IE00BC7GWJ76	CZ0008472412	LU0820948064	LU0898722359



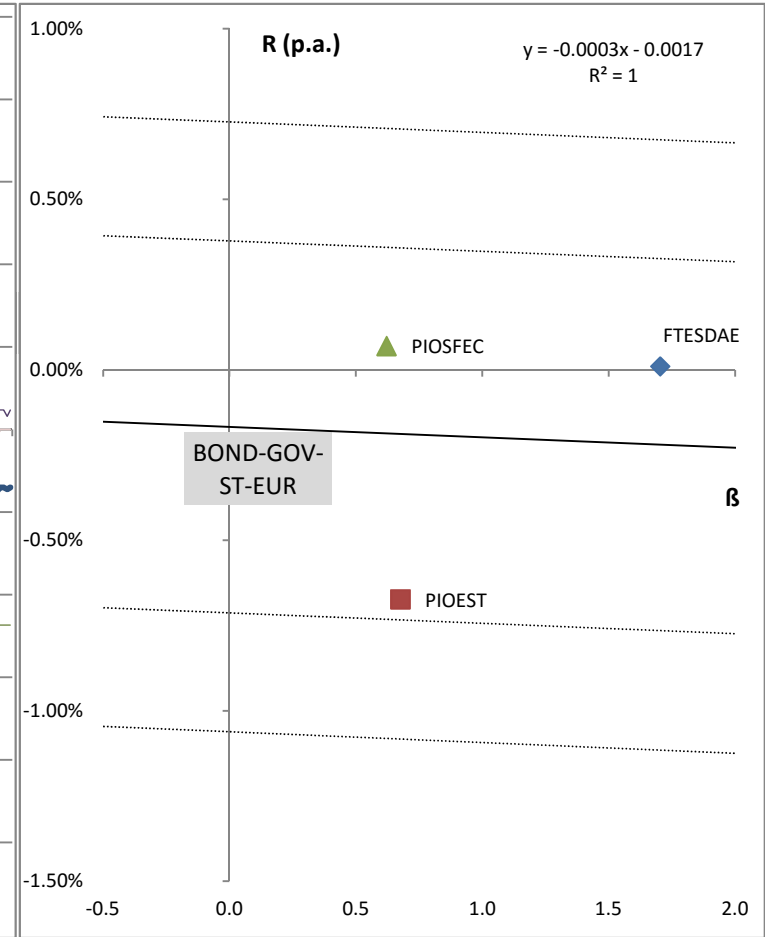
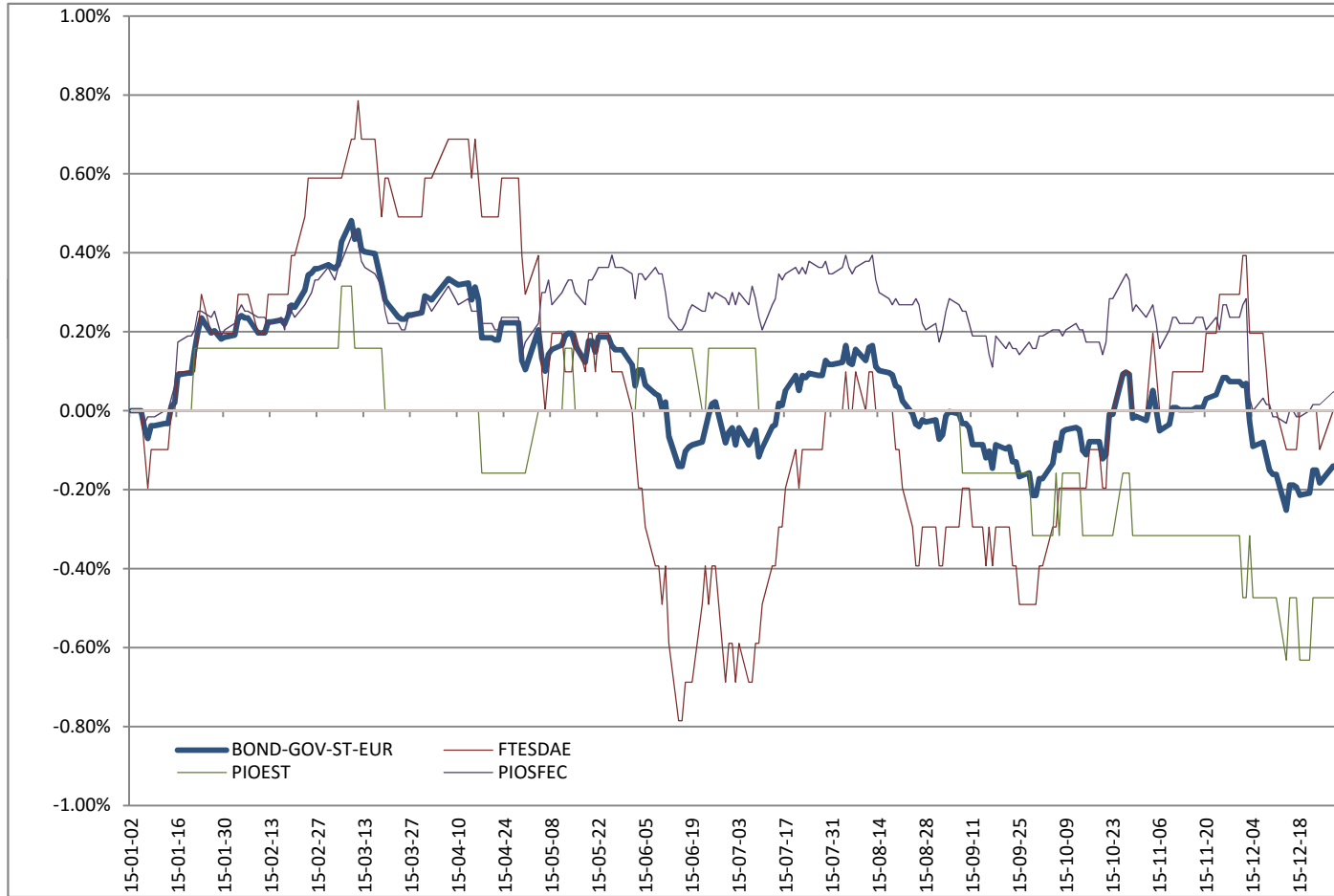
	R _f (p.a.)	R _m (p.a.)
SML + 1.64σ _(Rm)	4.4400%	1.02%
SML + σ _(Rm)	2.7641%	-0.66%
SML - σ _(Rm)	-2.4733%	-5.90%
SML - 1.64σ _(Rm)	-4.1492%	-7.58%

Rating Category	Bonds - Government - Short Term - EUR			
Ccy	EUR	Franklin Templeton - Franklin Euro Short Duration Bond Fund	Pioneer Funds - Euro Short-Term EUR	Pioneer S.F. - Euro Curve 1-3year EUR
Average Daily R _f O/N (p.a.)	-0.1677%			
Correlation	1.00	0.78	0.45	0.63
Beta	1.00	1.70	0.68	0.62
Average Daily Return (p.a.)	-0.20%	0.01%	-0.67%	0.07%
Jensen's Alpha (p.a.)		0.23%	-0.48%	0.26%
Ranking (rank / number)		2/3	3/3	1/3

EIC Fund Ratings ©

★★★★★☆☆ ★★★★★☆☆ ★★★★★☆☆

Fund	OND-GOV-ST-EUR	FTESDAE	PIOEST	PIOSFEC
ISIN	Market	LU1022658667	LU0119402856	LU0271690744



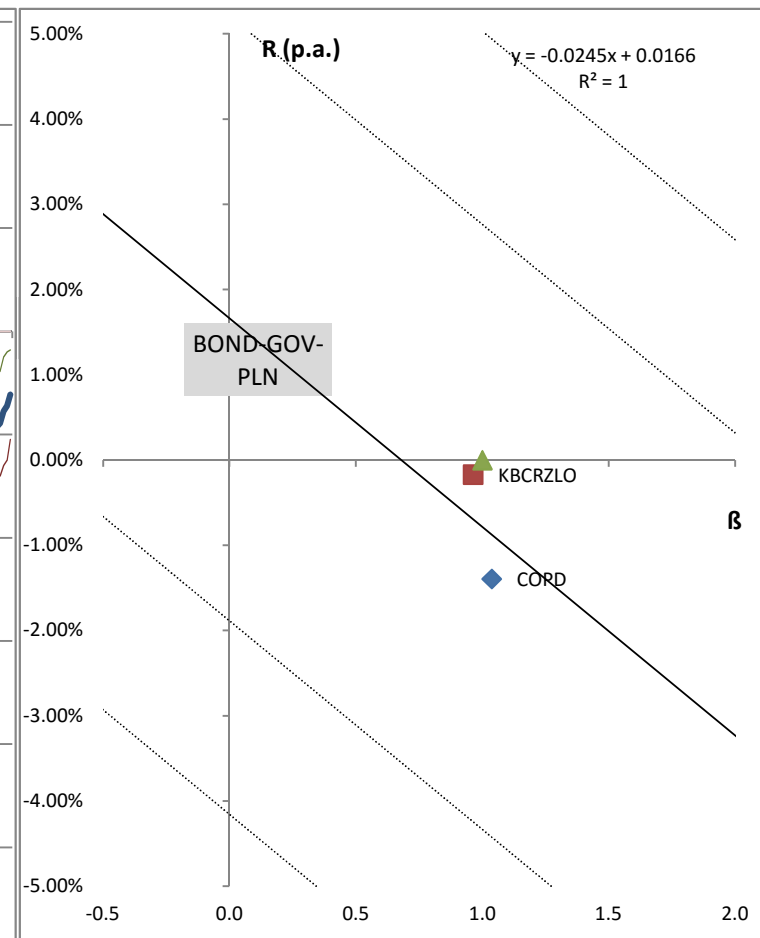
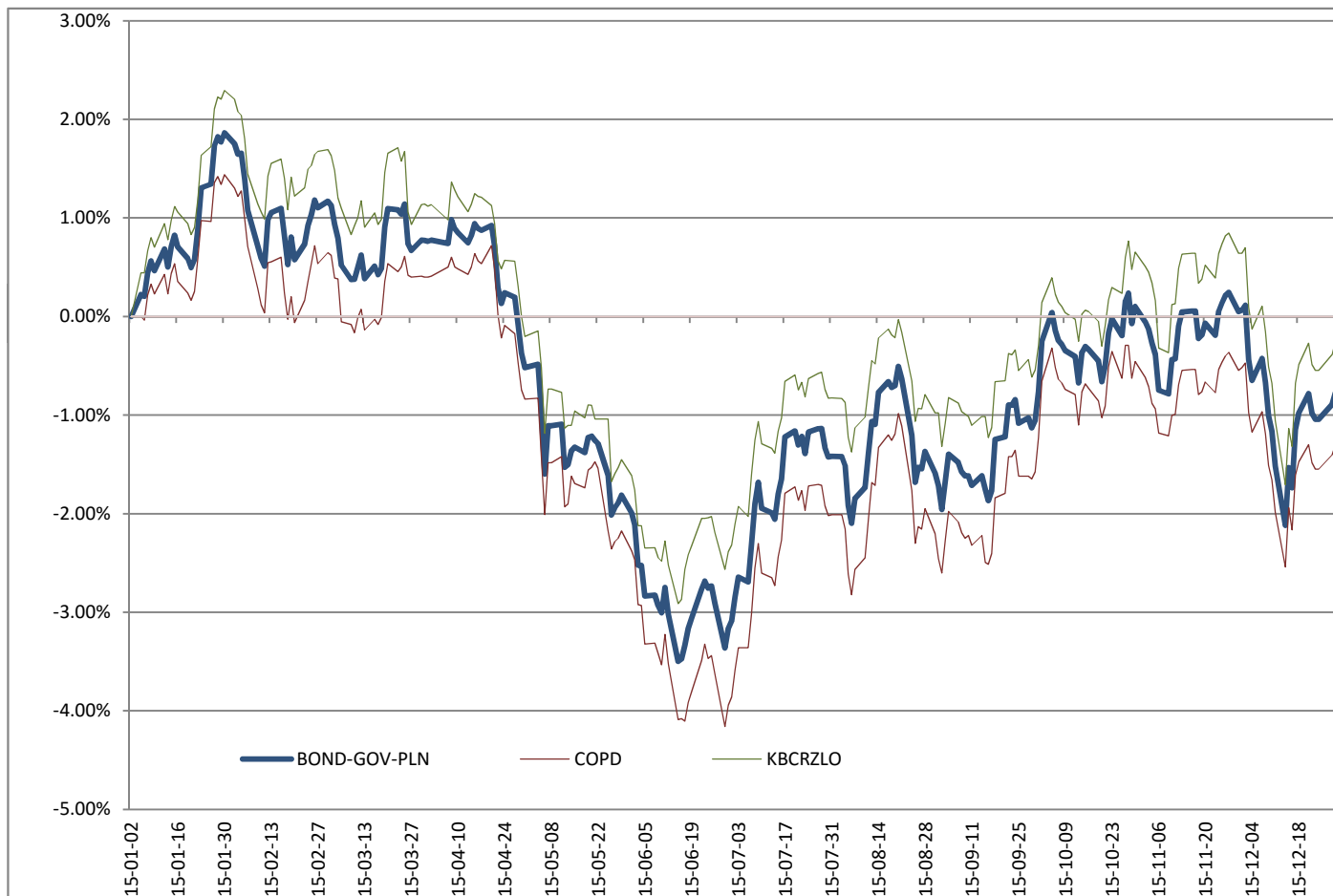
	R _f (p.a.)	R _m (p.a.)
SML + 1.64σ _(R_m)	0.7266%	0.70%
SML + σ _(R_m)	0.3776%	0.35%
SML - σ _(R_m)	-0.7129%	-0.74%
SML - 1.64σ _(R_m)	-1.0619%	-1.09%

Rating Category	Bonds - Government - PLN		
Ccy	PLN		
Average Daily R _f O/N (p.a.)	1.6622%	Conseq Polskych dluhopisu	KBC Renta Zlotyrenta
Correlation	1.00	0.97	0.97
Beta	1.00	1.04	0.96
Average Daily Return (p.a.)	-0.78%	-1.39%	-0.17%
Jensen's Alpha (p.a.)		-0.52%	0.52%
Ranking (rank / number)		2/2	1/2

EIC Fund Ratings ©



Fund	BOND-GOV-PLN	COPD	KBCRZLO
ISIN	Market	CZ0008474079	LU0145229729



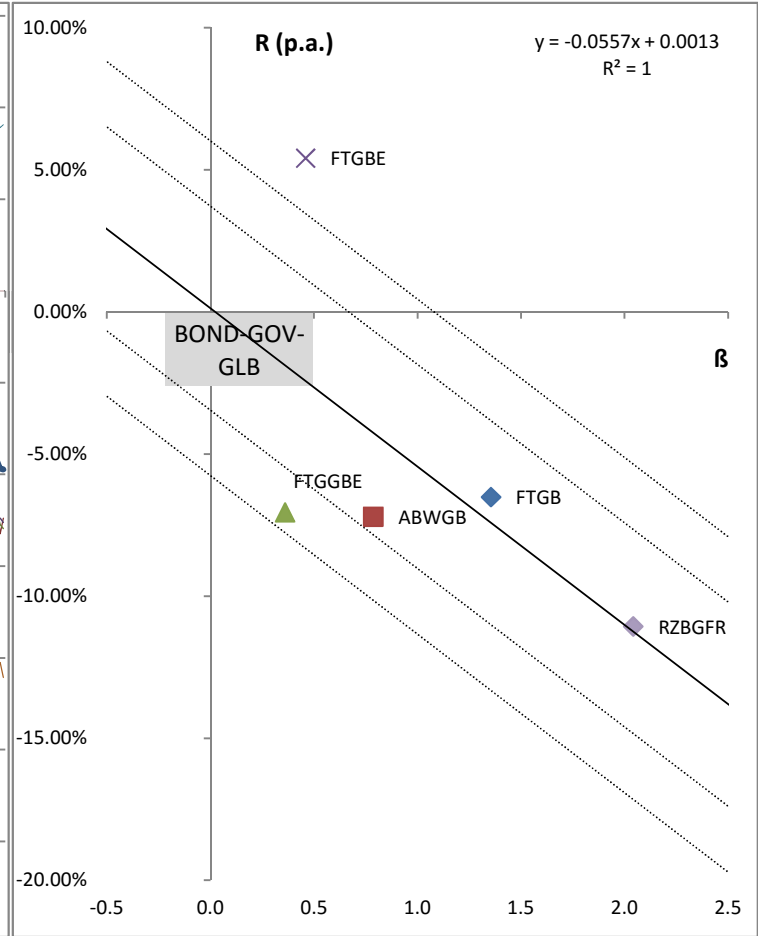
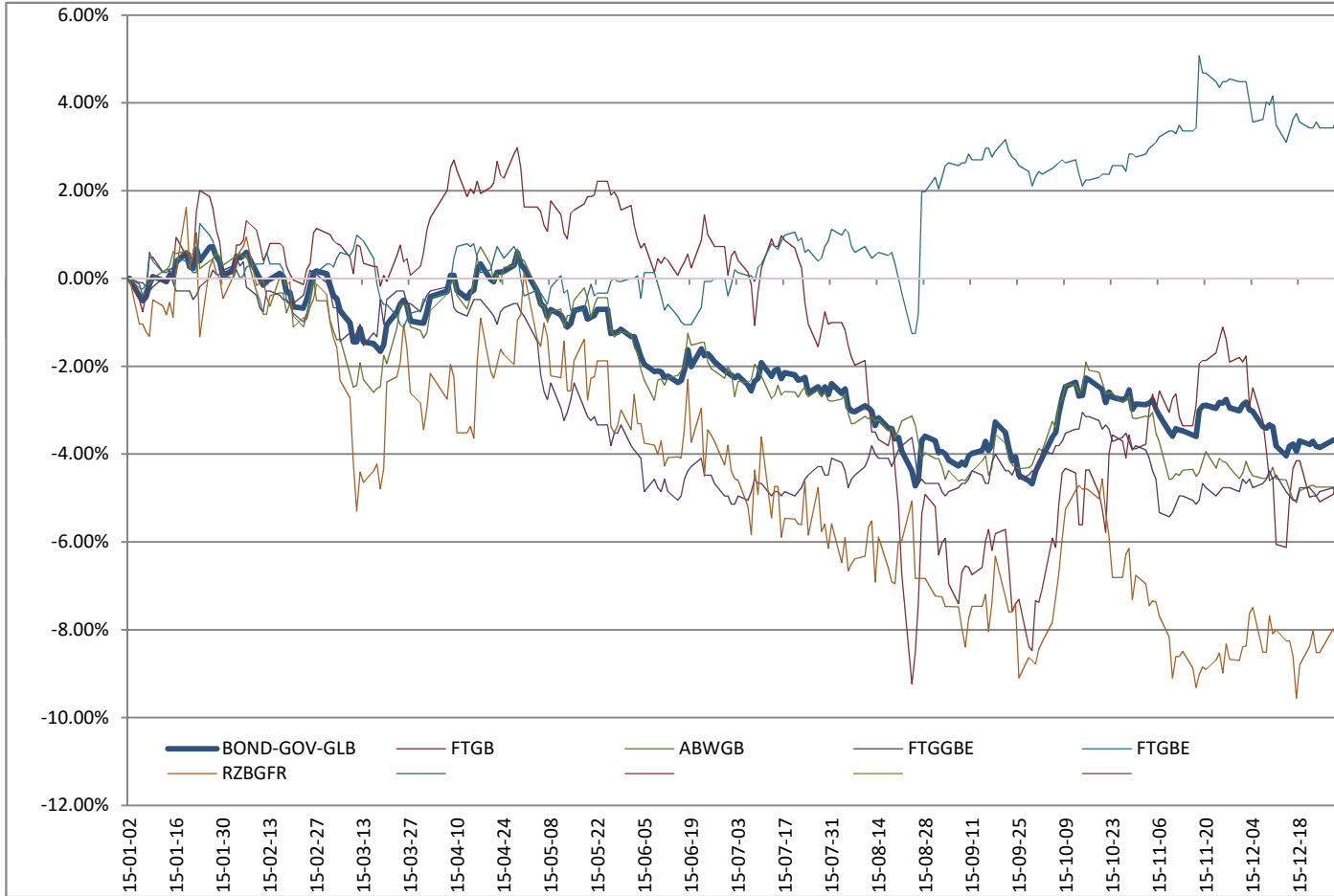
	R _f (p.a.)	R _m (p.a.)
SML + 1.64σ _(R_m)	7.4797%	5.03%
SML + σ _(R_m)	5.2095%	2.76%
SML - σ _(R_m)	-1.8850%	-4.33%
SML - 1.64σ _(R_m)	-4.1552%	-6.61%

Rating Category	Bonds - Government - Global						
Ccy	USD	Franklin Templeton - Templeton Global Bond Fund A(acc)USD - 256	Aberdeen Global - World Government Bond Fund	Franklin Templeton - Franklin Global Government Bond Fund	Franklin Templeton - Templeton Global Bond Fund A(acc)EUR -		Raiffeisen-Global-Fundamental-Rent
Average Daily R _f O/N (p.a.)	0.1342%						
Correlation	1.00	0.56	0.62	0.34	0.33		0.66
Beta	1.00	1.35	0.79	0.36	0.46		2.04
Average Daily Return (p.a.)	-5.44%	-6.51%	-7.20%	-7.05%	5.42%		-11.06%
Jensen's Alpha (p.a.)		0.90%	-2.96%	-5.17%	7.84%		0.18%
Ranking (rank / number)		2/5	4/5	5/5	1/5		3/5

EIC Fund Ratings®



Fund	BOND-GOV-GLB	FTGB	ABWGB	FTGGBE	FTGBE	RZBGFR
ISIN	Market	LU0252652382	LU0963865323	LU0966289943	LU0170474422	AT0000A0P7X4



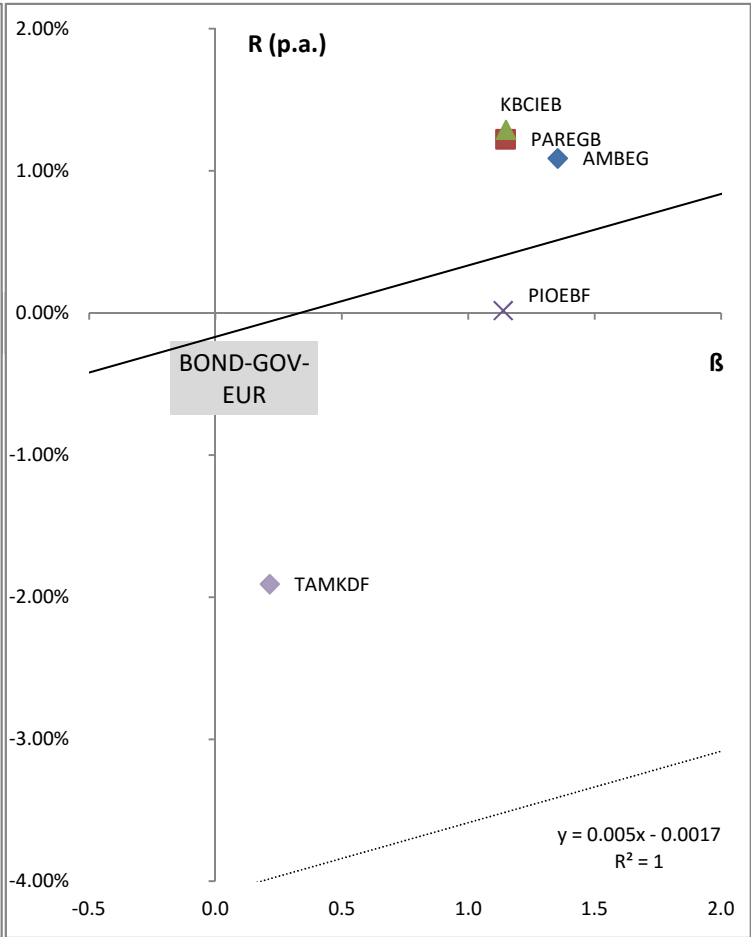
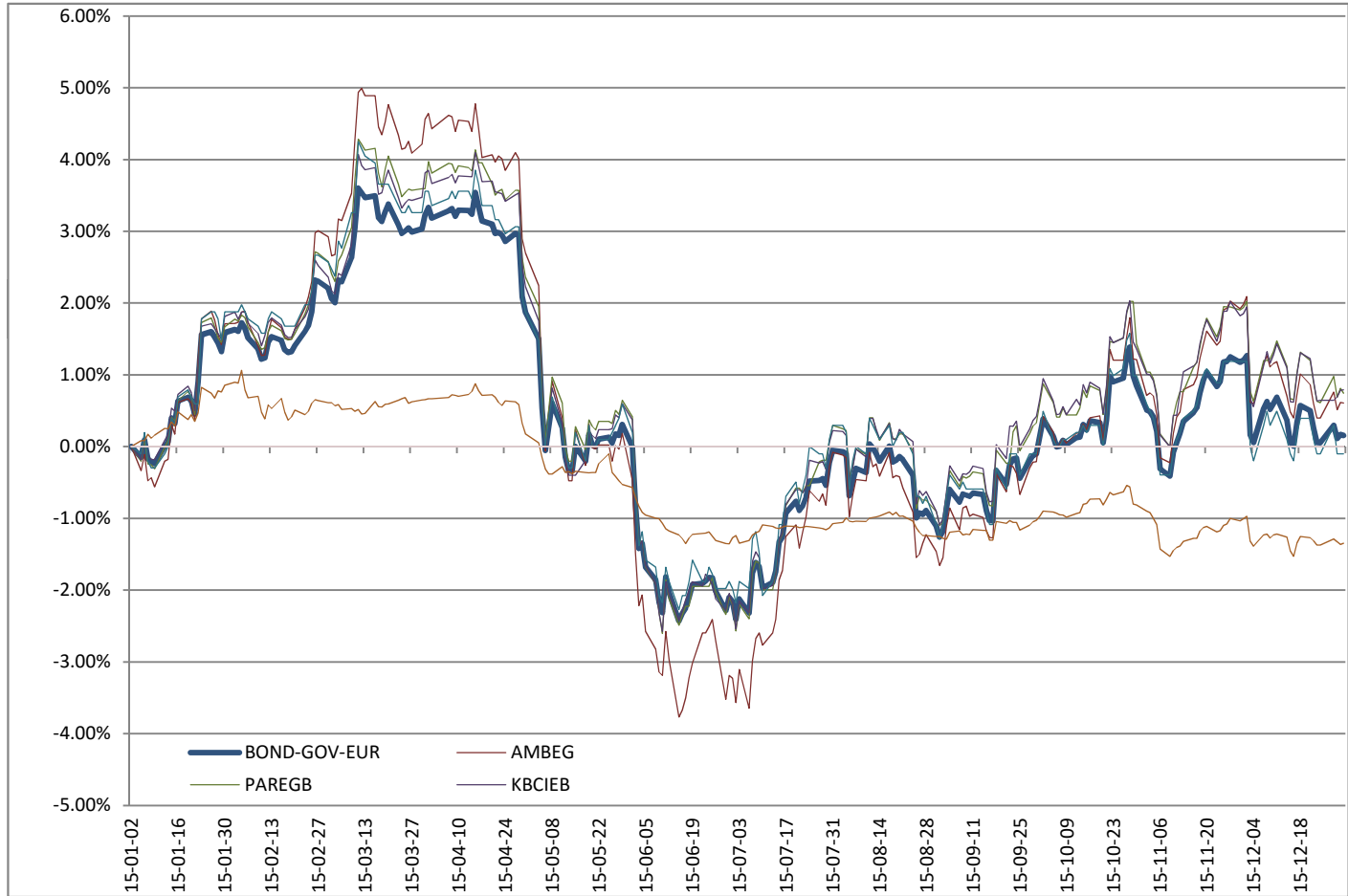
	R _f (p.a.)	R _m (p.a.)
SML + 1.64σ _(R_m)	6.0246%	0.45%
SML + σ _(R_m)	3.7259%	-1.85%
SML - σ _(R_m)	-3.4576%	-9.03%
SML - 1.64σ _(R_m)	-5.7563%	-11.34%

Rating Category	Bonds - Government - EUR						
Ccy	EUR	AMUNDI FUNDS BOND EURO GOVERNMENT - AE	BNP Parvest Euro Government Bond	KBC Index Fund Euroland Bonds	Pioneer Funds - Euro Bond EUR	TAM Euro dlhopisový plus fond	
Average Daily R _f O/N (p.a.)	-0.1677%						
Correlation	1.00	0.96	0.96	0.97	0.95	0.61	
Beta	1.00	1.35	1.15	1.15	1.14	0.21	
Average Daily Return (p.a.)	0.34%	1.09%	1.22%	1.29%	0.02%	-1.91%	
Jensen's Alpha (p.a.)		0.58%	0.82%	0.88%	-0.39%	-1.85%	
Ranking (rank / number)		3/5	2/5	1/5	4/5	5/5	

EIC Fund Ratings ©



Fund	BOND-GOV-EUR	AMBEG	PAREGB	KBCIEB	PIOEBF	TAMKDF
ISIN	Market	LU0518421895	LU0111548326	BE0176431857	LU0119391471	TAMSLBO



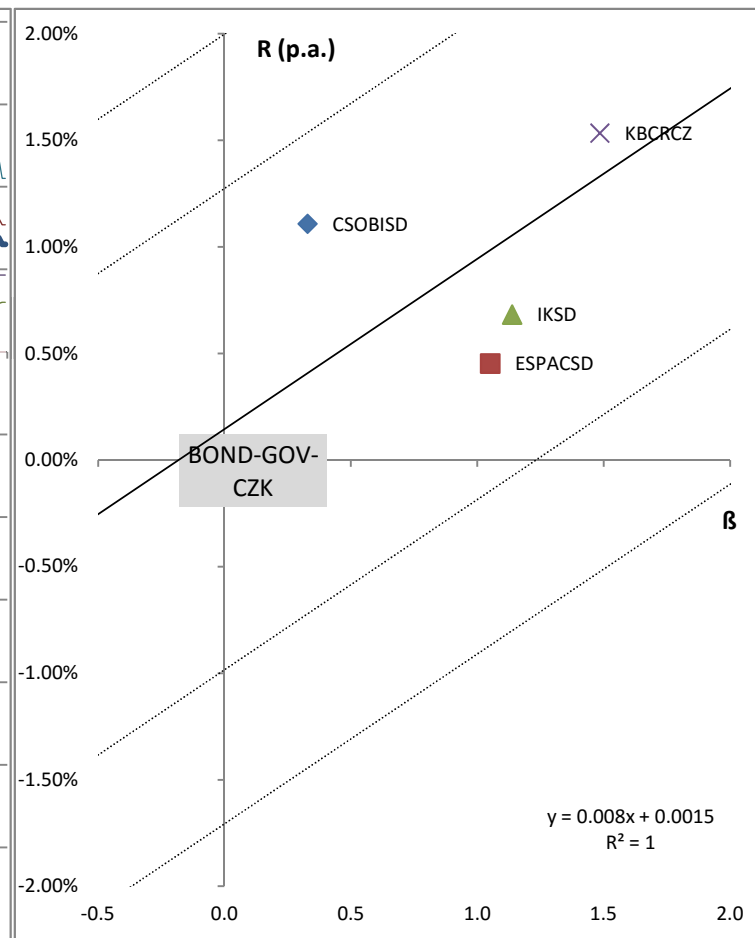
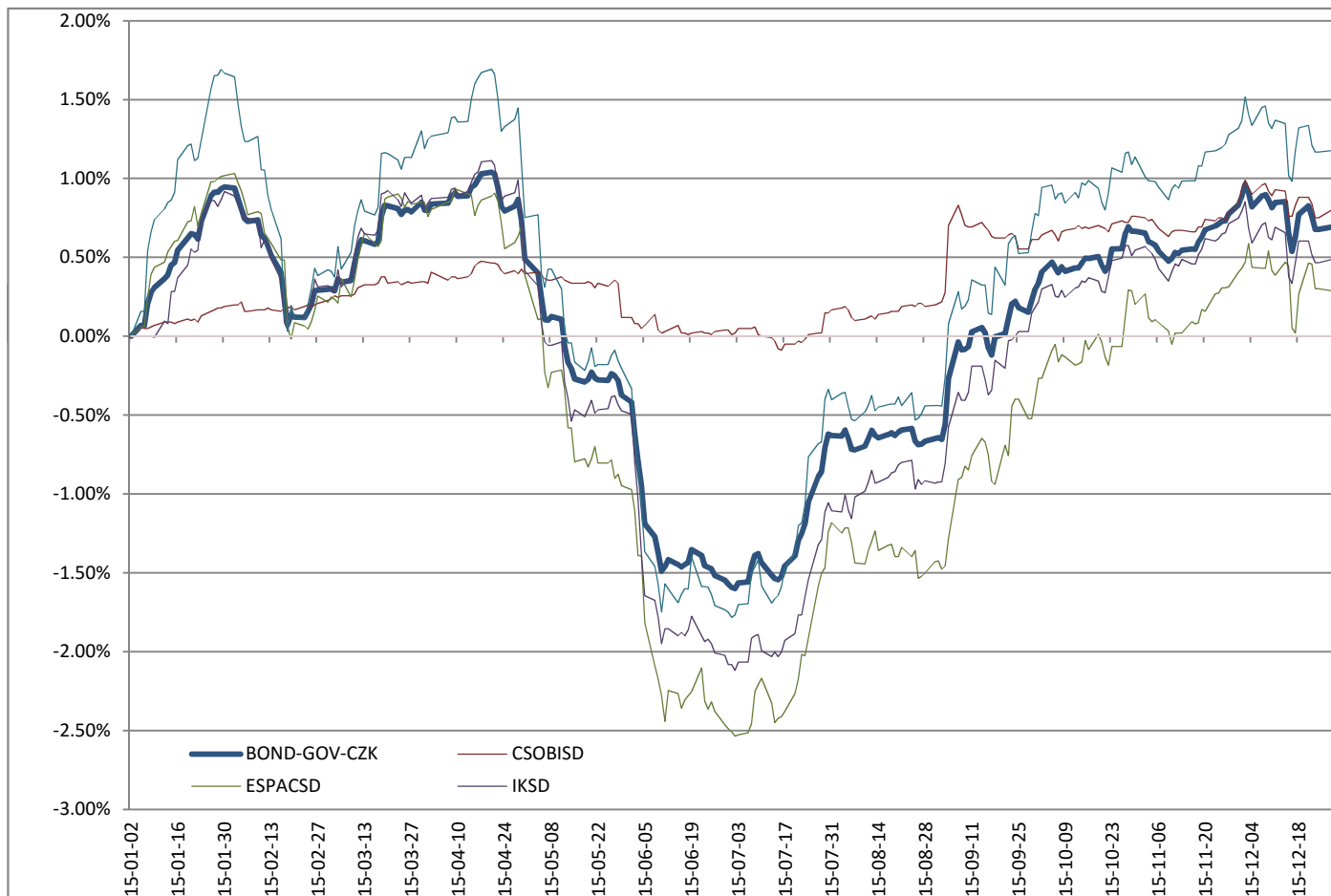
	R _f (p.a.)	R _m (p.a.)
SML + 1.64σ _(R_m)	6.2665%	6.77%
SML + σ _(R_m)	3.7556%	4.26%
SML - σ _(R_m)	-4.0909%	-3.59%
SML - 1.64σ _(R_m)	-6.6018%	-6.11%

Rating Category	Bonds - Government - CZK				
Ccy	CZK				
Average Daily R _f O/N (p.a.)	0.1454%	ČSOB instit. - stát. dluhopisů	ESPA Český fond státních dluhopisů (VT)	KB DLUHOPISOVÝ	KBC Renta Czechrenta
Correlation	1.00	0.54	0.66	0.87	0.88
Beta	1.00	0.33	1.05	1.14	1.48
Average Daily Return (p.a.)	0.94%	1.11%	0.45%	0.68%	1.53%
Jensen's Alpha (p.a.)		0.70%	-0.53%	-0.37%	0.20%
Ranking (rank / number)		1/4	4/4	3/4	2/4

EIC Fund Ratings ©

★★★★★ ★★★★★ ★★★★★★★★★ ★★★★★★★★★

Fund	BOND-GOV-CZK	CSOBISD	ESPACSD	IKSD	KBCRCZ
ISIN	Market	CZ0008472354	AT0000633771	CZ0008472511	LU0095279401



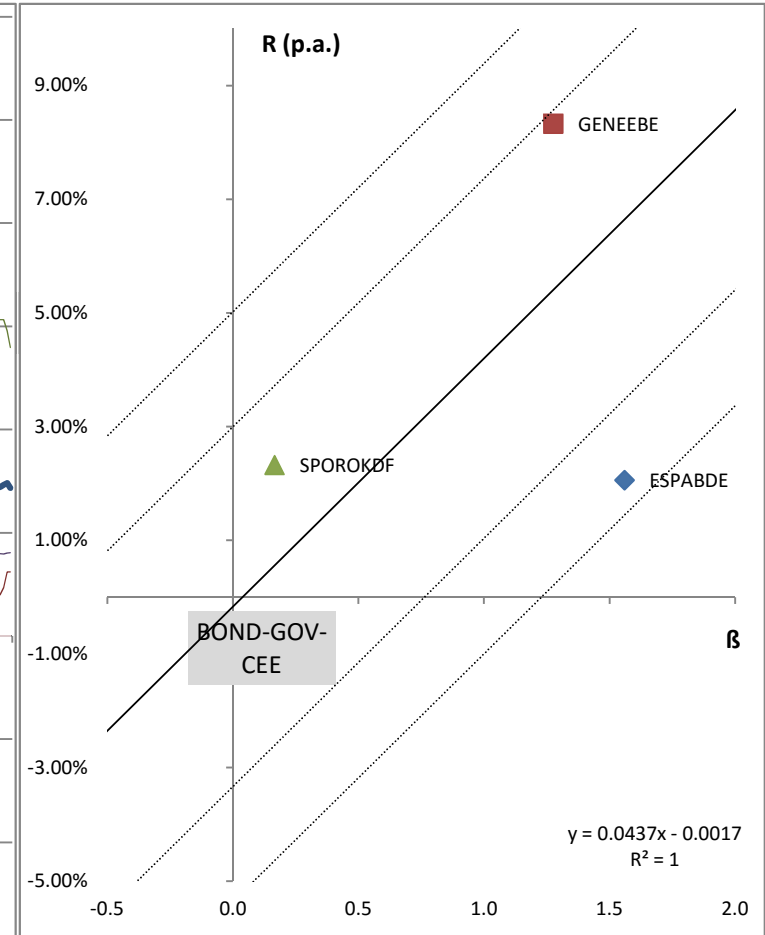
	R _f (p.a.)	R _m (p.a.)
SML + 1.64σ _(Rm)	1.9979%	2.80%
SML + σ _(Rm)	1.2750%	2.07%
SML - σ _(Rm)	-0.9841%	-0.19%
SML - 1.64σ _(Rm)	-1.7070%	-0.91%

Rating Category	Bonds - Government - CEE			
Ccy	EUR			
Average Daily R _f O/N (p.a.)	-0.1677%	ESPA Bond Danubia	Generali CEE Východoevropský dluhopisový fond - EUR	SPORO Eurový dluhopisový fond
Correlation	1.00	0.80	0.73	0.48
Beta	1.00	1.56	1.28	0.17
Average Daily Return (p.a.)	4.20%	2.06%	8.33%	2.33%
Jensen's Alpha (p.a.)		-4.58%	2.93%	1.77%
Ranking (rank / number)		3/3	1/3	2/3

EIC Fund Ratings ©

★★★★★ ★★★★★ ★★★★★

Fund	BOND-GOV-CEE	ESPABDE	GENEEBE	SPOROKDF
ISIN	Market	AT0000673199	IE00B956BY68	SPOROKDF



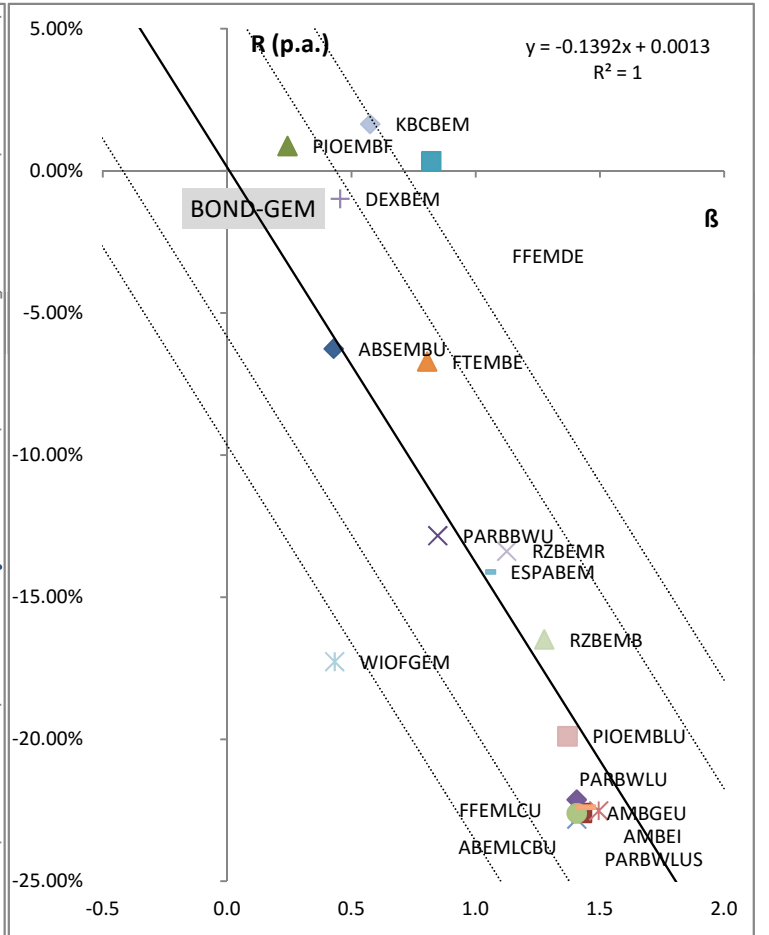
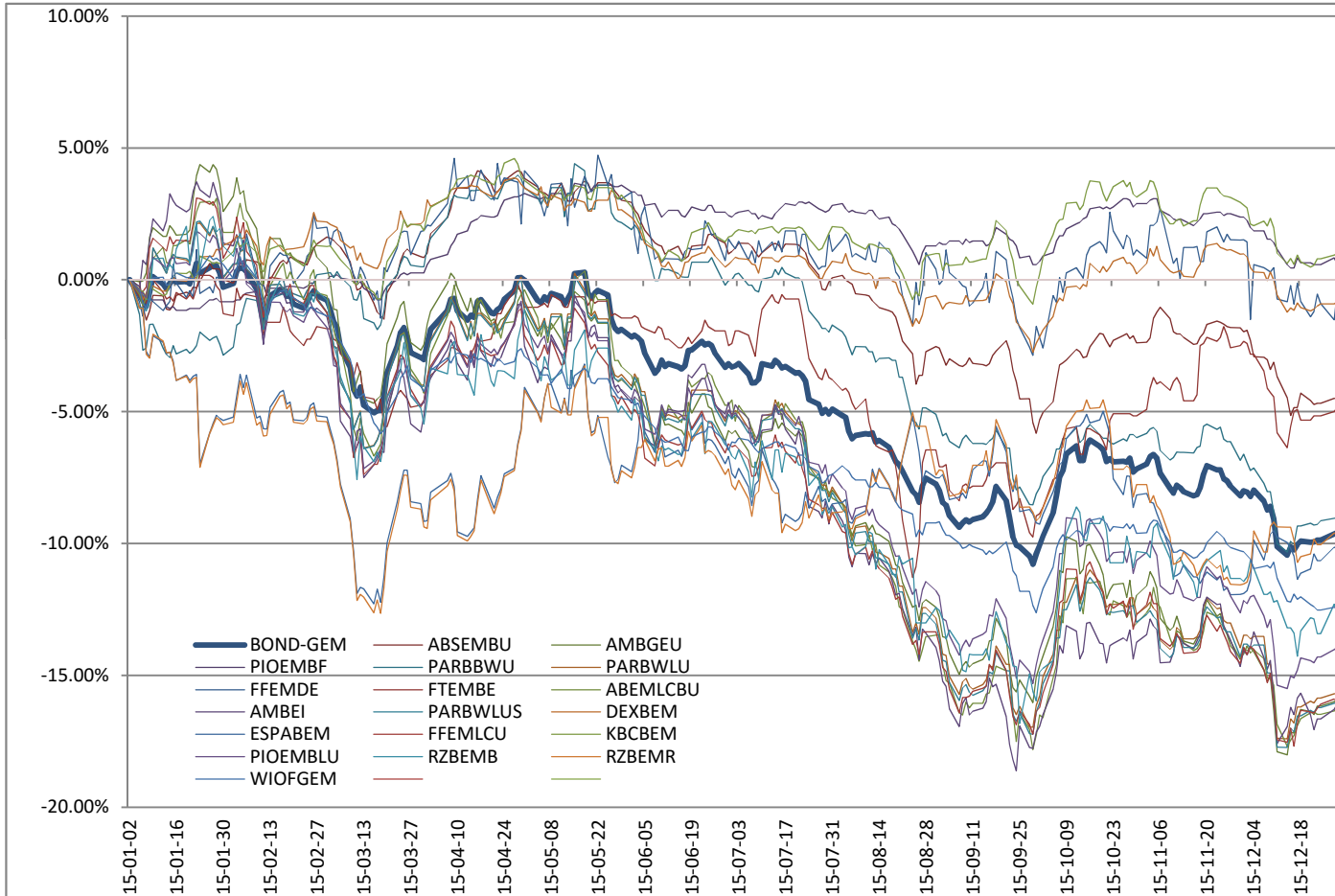
	R _f (p.a.)	R _m (p.a.)
SML + 1.64σ _(R_m)	5.0225%	9.39%
SML + σ _(R_m)	2.9971%	7.36%
SML - σ _(R_m)	-3.3324%	1.04%
SML - 1.64σ _(R_m)	-5.3578%	-1.00%

Rating Category	Bonds - Global Emerging										
Ccy	USD	Aberdeen Global - Select Emerging Markets Bond Fund	AMUNDI FUNDS BOND GLOBAL EMERGING - AU	Pioneer Funds - Emerging Markets Bond USD	BNP Parvest Bond Best Selection World Emerging USD	BNP Parvest Bond World Emerging Local USD	Fidelity - Emerging Market Debt Fund A-ACC-EUR	Franklin Templeton - Templeton Emerging Markets Bond Fund	Aberdeen Global - Emerging Markets Local Currency Bond Fund	AMUNDI FUNDS BOND EMERGING INFLATION - AU	
Average Daily R _r O/N (p.a.)	0.1342%										
Correlation	1.00	0.48	0.87	0.53	0.74	0.82	0.42	0.56	0.79	0.76	
Beta	1.00	0.43	1.43	0.24	0.85	1.41	0.82	0.80	1.41	1.50	
Average Daily Return (p.a.)	-13.78%	-6.25%	-22.59%	0.88%	-12.83%	-22.12%	0.34%	-6.70%	-22.81%	-22.51%	
Jensen's Alpha (p.a.)		-0.43%	-2.86%	4.12%	-1.18%	-2.68%	11.63%	4.36%	-3.36%	-1.84%	
Ranking (rank / number)		9/18	15/18	5/18	11/18	14/18	1/18	4/18	17/18	12/18	

EIC Fund Ratings ©



Fund	BOND-GEM	ABSEMBU	AMBGEU	PIOEMBF	PARBBWU	PARBWLU	FFEMDE	FTEMBE	ABEMLCBU	AMBEI
ISIN	Market	LU0132414144	LU0119097441	LU0132208249	LU0823389852	LU0823386163	LU0238205289	LU0478345209	LU0396317926	LU0616242797



	R _r (p.a.)	R _m (p.a.)
SML + 1.64σ _(R_m)	9.9171%	-4.00%
SML + σ _(R_m)	6.0994%	-7.82%
SML - σ _(R_m)	-5.8310%	-19.75%
SML - 1.64σ _(R_m)	-9.6487%	-23.58%

BNP PARVEST BOND WORLD EMERGING LOCAL	Dexia Bonds Emerging Markets	ESPA BOND EMERGING-MARKETS	Fidelity - Emerging Market Local Currency Debt Fund A-ACC-USD	KBC Bonds Emerging Markets	Pioneer Funds - Emerging Markets Bond Local Currencies USD	Raiffeisen-Emerging Markets-LocalBonds	Raiffeisen-Emerging Markets-Rent	WIOF Global Emerging Markets Bond Fund - Class A
0.82	0.58	0.53	0.84	0.68	0.88	0.57	0.57	0.51
1.41	0.45	1.04	1.44	0.57	1.37	1.28	1.12	0.43
-22.60%	-0.98%	-14.11%	-22.39%	1.65%	-19.89%	-16.48%	-13.38%	-17.27%
-3.16%	5.21%	0.25%	-2.44%	9.52%	-0.97%	1.14%	2.13%	-11.39%
16/18	3/18	8/18	13/18	2/18	10/18	7/18	6/18	18/18
★★★★☆☆	★★★★☆☆	★★★★☆☆	★★★★☆☆	★★★★☆☆	★★★★☆☆	★★★★☆☆	★★★★☆☆	★★★★☆☆
PARBWLUS LU0823387054	DEXBEM LU0083568666	ESPABEM AT0000673306	FFEMLCU LU0900493726	KBCBEM LU0082283374	PIOEMBLU LU0441085775	RZBEMB AT0000A0FXM6	RZBEMR AT0000636758	WIOFGEM LU0302080998

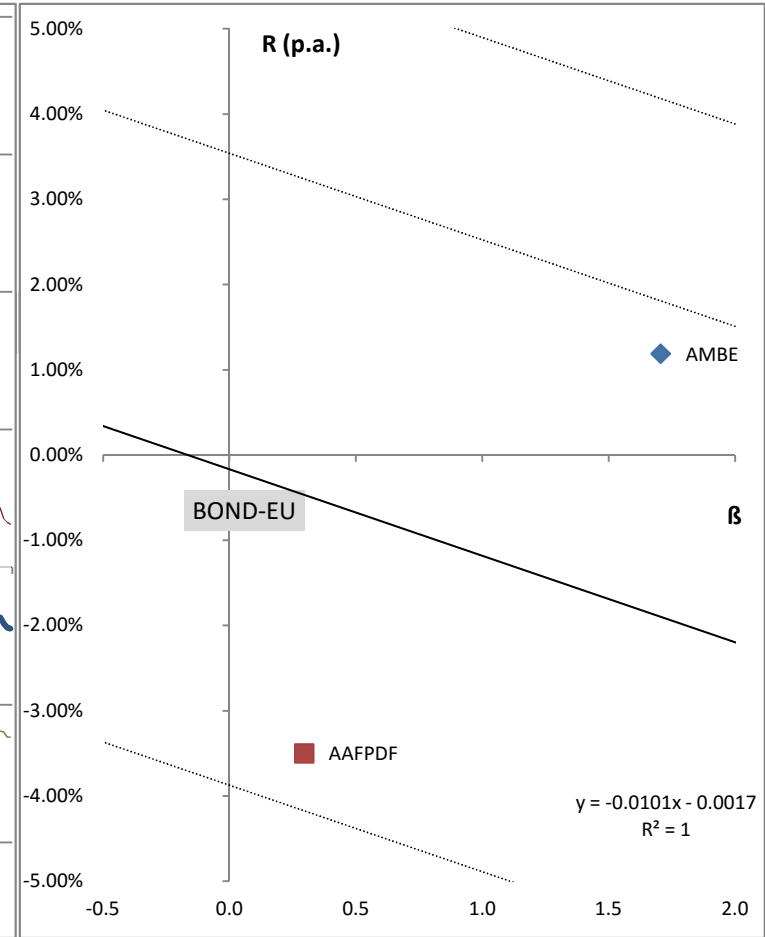
BNP Paribas L1 Bond Currencies World	BNP Parvest Global Bond	Dexia Bonds International	Franklin Templeton - Franklin Real Return Fund A(acc)USD - 14448	KBC Bonds Capital Fund	NN Fund Global Bond Opportunities	PineBridge Strategic Bond Fund - Class A	Pioneer Funds - Global Aggregate Bond USD	Raiffeisen-Global-Rent
0.74	-0.02	0.83	0.37	0.84	0.65	0.40	0.49	0.65
2.06	-0.02	2.89	0.44	2.41	2.25	0.32	0.84	2.27
-5.91%	-3.20%	-14.91%	-7.59%	-6.25%	-6.05%	-4.56%	-6.51%	-5.16%
6.51%	NR	2.56%	-5.07%	8.31%	7.52%	-2.73%	-1.54%	8.52%
4/13	NR	5/13	13/13	2/13	3/13	11/13	8/13	1/13
★★★★★★	NR	★★★★☆	★★★★☆	★★★★★★	★★★★★★	★★★★☆	★★★★☆	★★★★★★
BNPLBCW	PARGB	DEXBI	FTRRU	KBCBC	INGRW	AIGSBF	PIOUGAB	RZBGR
LU0011928255	LU0038743380	LU0012119433	LU0496367250	LU0052032520	LU0546921882	IE00B2N6FJ21	LU0313646555	AT0000785340

Rating Category	Bonds - Europe		
Ccy	EUR		
Average Daily R _f O/N (p.a.)	-0.1677%	AMUNDI FUNDS BOND EUROPE - AE	IAD EURO Bond
Correlation	1.00	0.98	0.67
Beta	1.00	1.70	0.30
Average Daily Return (p.a.)	-1.18%	1.19%	-3.50%
Jensen's Alpha (p.a.)		3.09%	-3.03%
Ranking (rank / number)		1/2	2/2

EIC Fund Ratings ©

★★★★★ ★★★★★

Fund	BOND-EU	AMBE	AAFPDF
ISIN	Market	LU0201577391	0



	R _f (p.a.)	R _m (p.a.)
SML + 1.64σ _(R_m)	5.9106%	4.90%
SML + σ _(R_m)	3.5386%	2.52%
SML - σ _(R_m)	-3.8739%	-4.89%
SML - 1.64σ _(R_m)	-6.2459%	-7.27%

Rating Category	Bonds - EUR										
Ccy	EUR	AMUNDI FUNDS BOND EURO AGGREGATE - AE	AXA Eurobond	Allianz PIMCO Euro Bond - AT - EUR	CS BF (Lux) TOPS (EURO) B	CSF (Lux) Relative Return Engineered (EURO) B	Dexia Bonds Euro	Fidelity - Euro Bond Fund A-ACC-EUR	BNP Paribas L1 Bond Euro Premium	IAD Bond Dynamic	
Average Daily R _f O/N (p.a.)	-0.1677%										
Correlation	1.00	0.92	0.30	0.70	0.66	0.81	0.91	0.93	0.81	0.26	
Beta	1.00	2.08	0.10	1.52	0.31	1.72	1.59	1.72	0.62	0.40	
Average Daily Return (p.a.)	-0.04%	0.80%	-1.14%	-0.40%	-1.69%	-0.25%	-0.10%	-0.37%	0.87%	-1.54%	
Jensen's Alpha (p.a.)		0.70%	NR	-0.42%	-1.56%	-0.31%	-0.14%	-0.42%	0.96%	NR	
Ranking (rank / number)		6/13	NR	11/13	13/13	10/13	9/13	12/13	5/13	NR	

EIC Fund Ratings[®]

★★★★★

NR

★★★★★

★★★★★

★★★★★

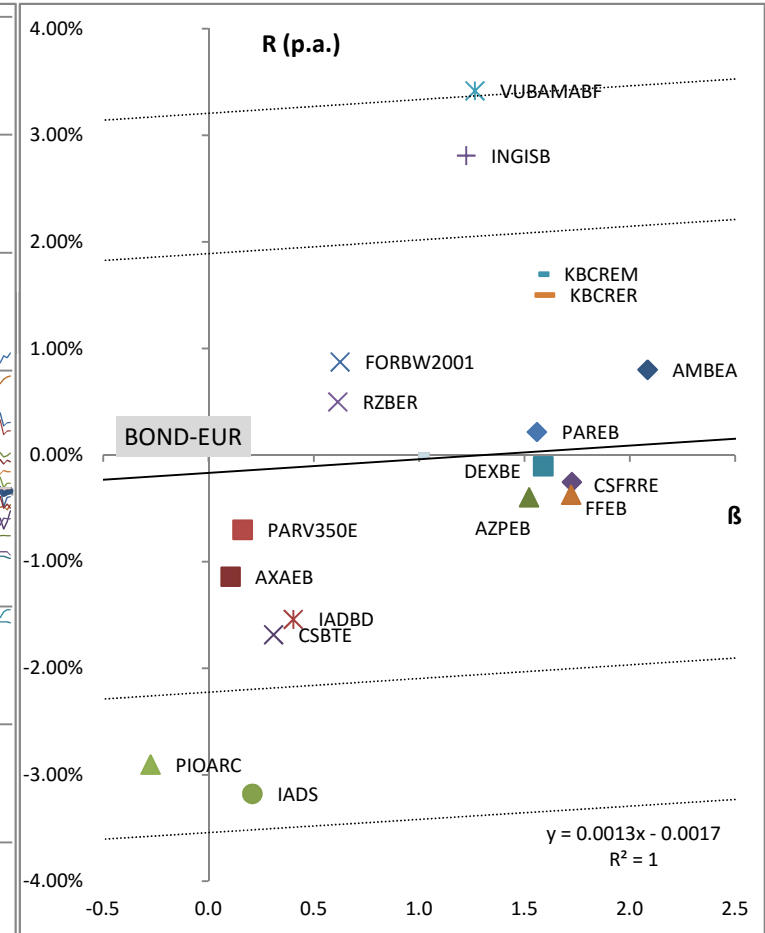
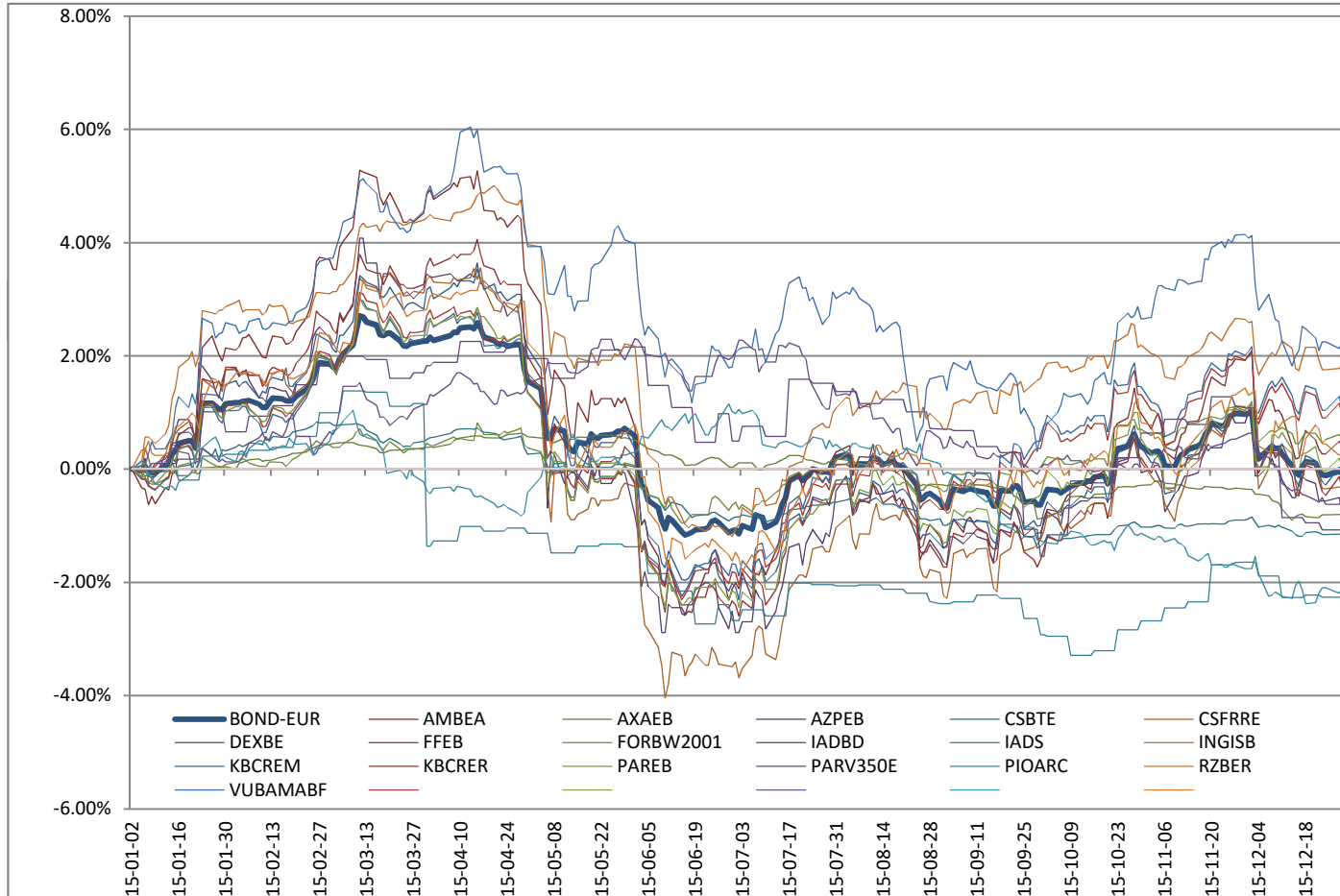
★★★★★

★★★★★

★★★★★

NR

Fund	BOND-EUR	AMBEA	AXAEB	AZPEB	CSBTE	CSFRRE	DEXBE	FFEB	FORBW2001	IADBD
ISIN	Market	LU0616241476	CZ0008473675	LU0165915058	LU0155951089	LU0230911603	LU0011975413	LU0251130638	LU0172350877	IADBD



	R _f (p.a.)	R _m (p.a.)
SML + 1.64σ _(R_m)	3.2071%	3.34%
SML + σ _(R_m)	1.8901%	2.02%
SML - σ _(R_m)	-2.2255%	-2.10%
SML - 1.64σ _(R_m)	-3.5425%	-3.42%

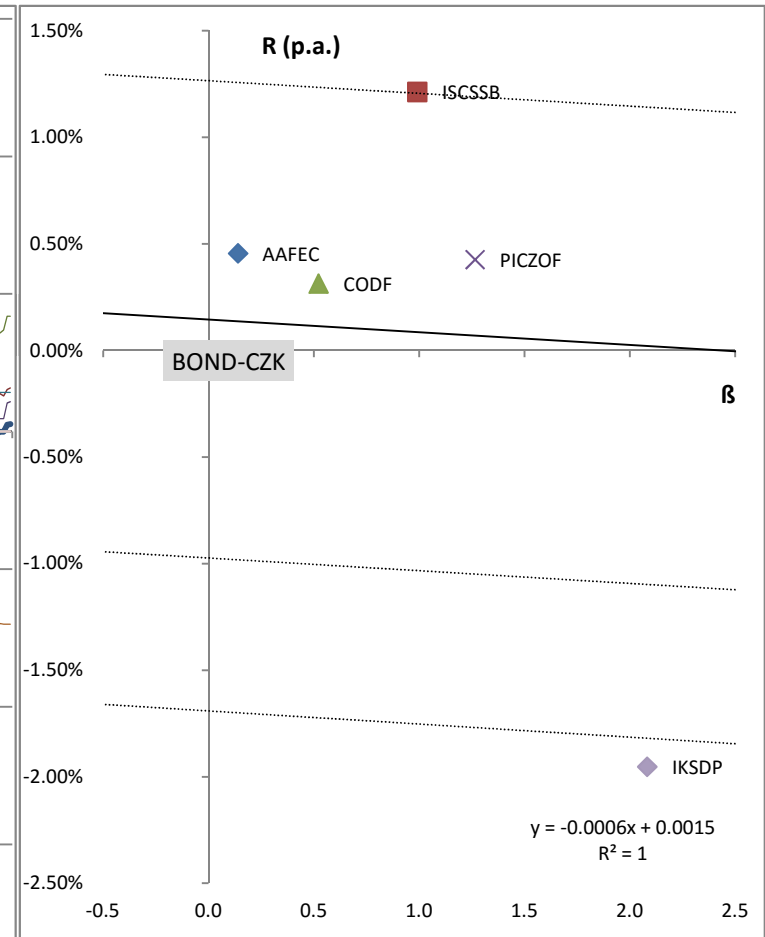
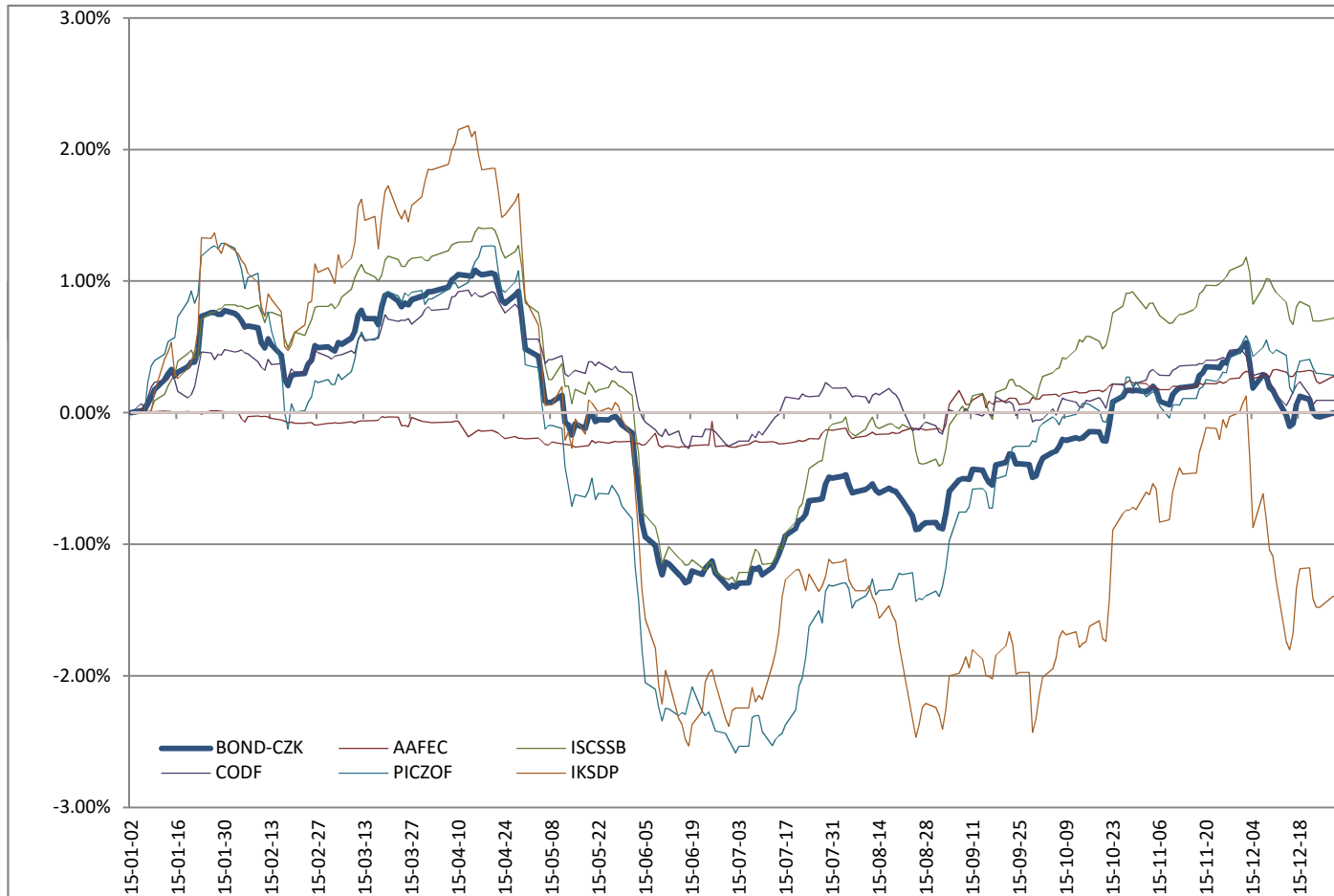
	NN International Slovak Bond	KBC Renta EMUrenta	KBC Renta Eurorenta	BNP Parvest Euro Bond	BNP Parvest V350 EUR	Pioneer Funds - Absolute Return Bond EUR	Raiffeisen-Euro-Rent	VUBAM Active Bond fund	
IAD 1.PF Slnko	0.14	0.82	0.91	0.91	0.90	0.16	-0.29	0.36	0.66
	0.21	1.22	1.57	1.60	1.56	0.16	-0.28	0.61	1.26
	-3.18%	2.81%	1.70%	1.50%	0.22%	-0.70%	-2.90%	0.50%	3.42%
NR	2.82%	1.66%	1.47%	0.19%	NR	NR	0.59%	3.42%	
NR	2/13	3/13	4/13	8/13	NR	NR	7/13	1/13	
NR	★★★★★☆☆	★★★★★☆☆	★★★★★☆☆	★★★★★☆☆	NR	NR	★★★★★☆☆	★★★★★☆☆	
IADS	INGISB	KBCREM	KBCRER	PAREB	PARV350E	PIOARC	RZBER	VUBAMABF	
IADS	LU1134493573	LU0093435989	LU0058246306	LU0075938133	LU0823447643	LU0363630376	AT0000785308	ABF	

Rating Category	Bonds - CZK						
Ccy	CZK						
Average Daily R _f O/N (p.a.)	0.1454%	IAD Český konzervativní	ISČS SPOROBOND	Conseq Invest Dluhopisový	Pioneer - obligační fond	IKS DLUHOPISOVÝ PLUS	
Correlation	1.00	0.32	0.88	0.72	0.83	0.90	
Beta	1.00	0.14	0.99	0.52	1.27	2.08	
Average Daily Return (p.a.)	0.09%	0.46%	1.21%	0.31%	0.43%	-1.95%	
Jensen's Alpha (p.a.)		0.32%	1.13%	0.20%	0.36%	-1.97%	
Ranking (rank / number)		3/5	1/5	4/5	2/5	5/5	

EIC Fund Ratings®



Fund	BOND-CZK	AAFEC	ISCSSB	CODF	PICZOF	IKSDP
ISIN	Market	0	CZ0008472263	IE0031282662	7.7002E+11	CZ0008471976



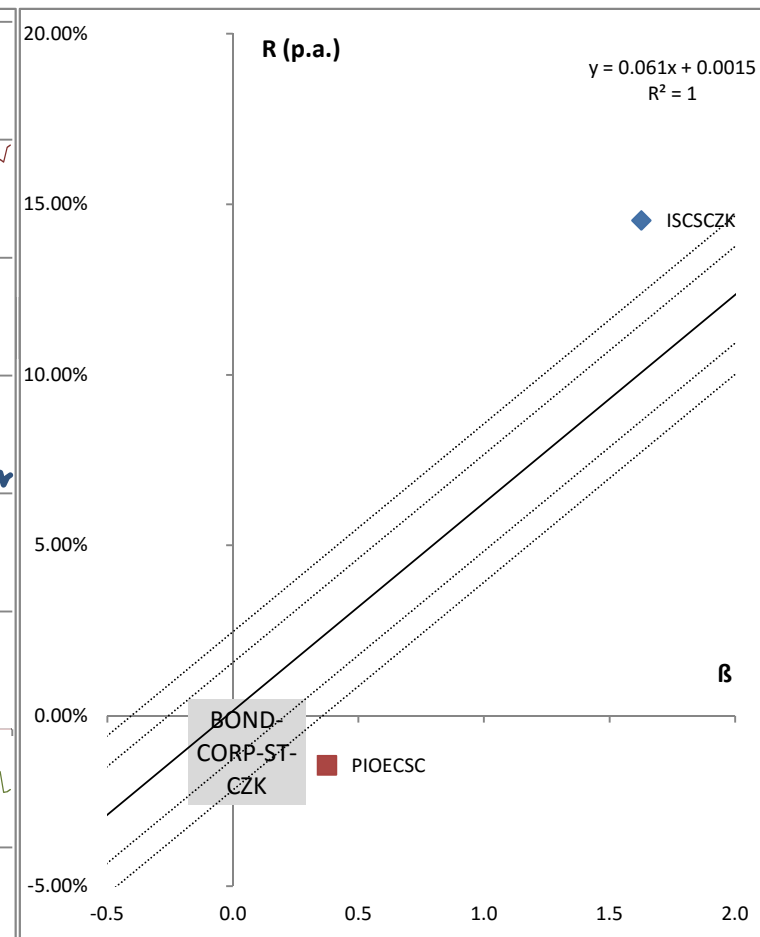
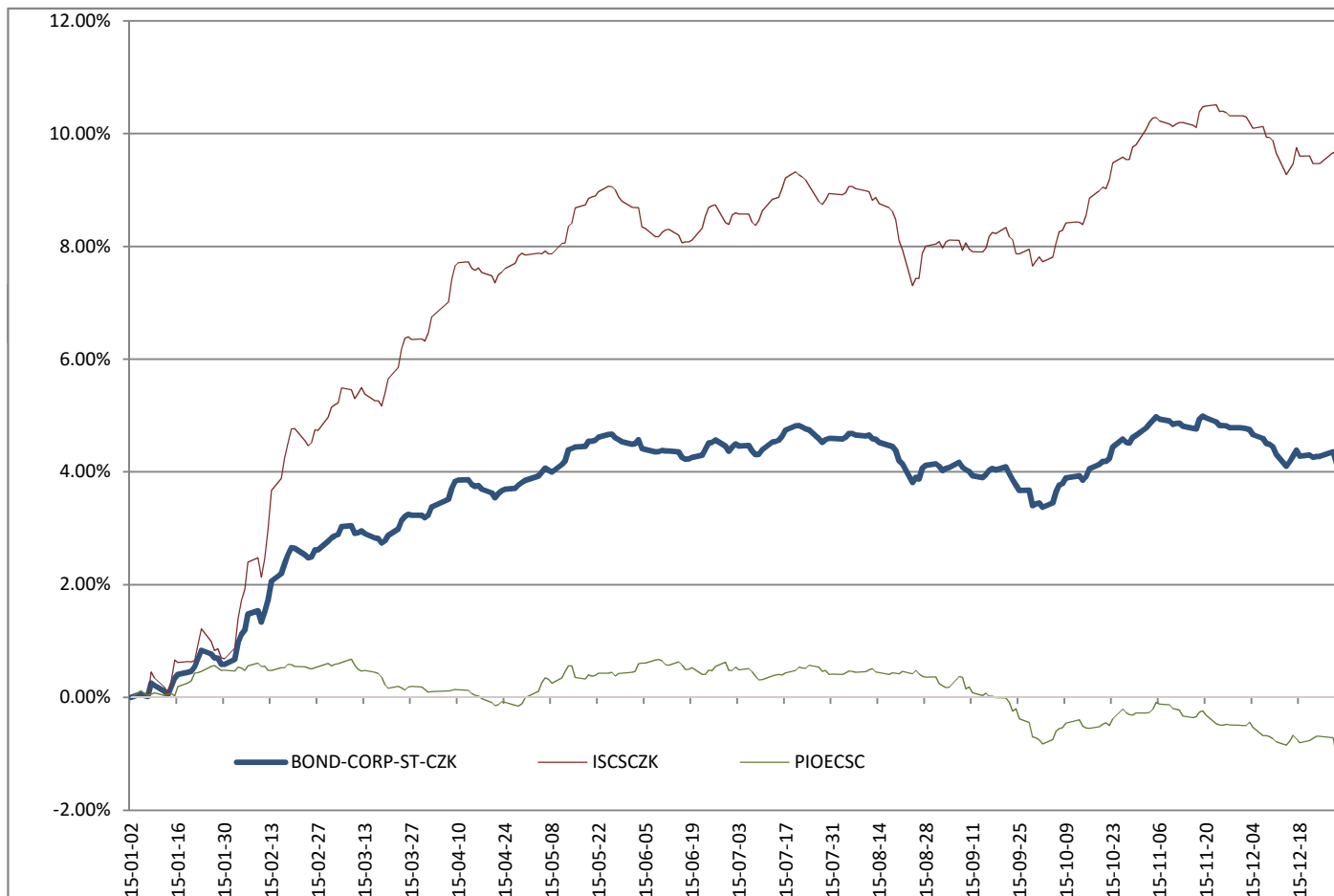
	R _f (p.a.)	R _m (p.a.)
SML + 1.64σ _(R_m)	1.9819%	1.92%
SML + σ _(R_m)	1.2652%	1.21%
SML - σ _(R_m)	-0.9744%	-1.03%
SML - 1.64σ _(R_m)	-1.6911%	-1.75%

Rating Category	Bonds - Corporate - Short Term - CZK		
Ccy	CZK	ISČS ČS KORPORÁTNÍ DLUHOPISOVÝ	Pioneer Funds - Euro Corporate Short-Term CZK Hedged
Average Daily R _f O/N (p.a.)	0.1454%		
Correlation	1.00	0.93	0.49
Beta	1.00	1.63	0.37
Average Daily Return (p.a.)	6.24%	14.53%	-1.45%
Jensen's Alpha (p.a.)		4.47%	-3.87%
Ranking (rank / number)		1/2	2/2

EIC Fund Ratings ©



Fund	ND-CORP-ST-CZK	ISCSZK	PIOECSC
ISIN	Market	CZ0008472230	LU0855598420



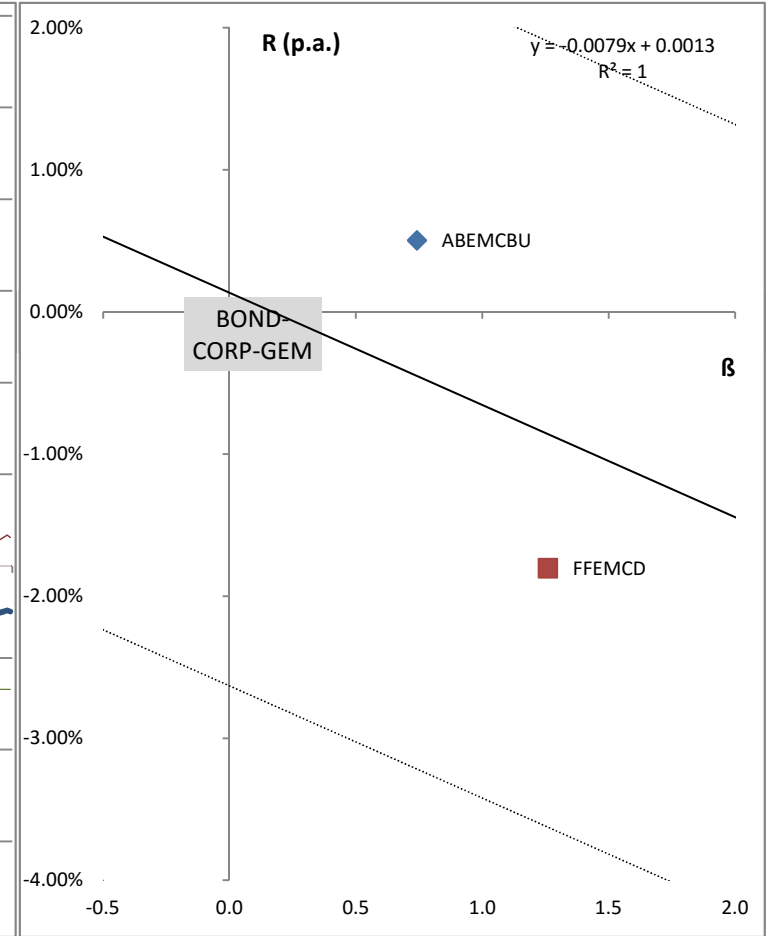
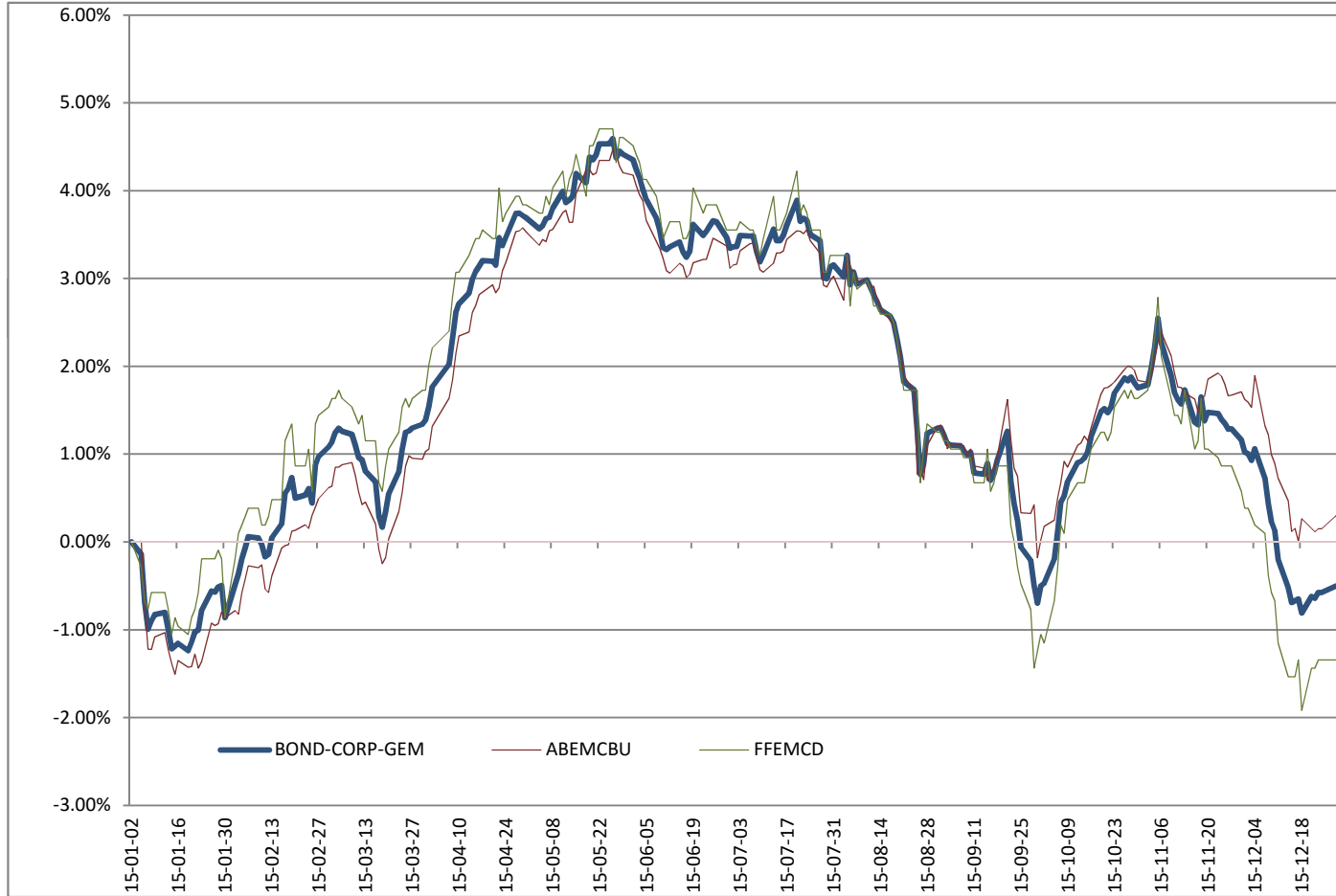
	R _f (p.a.)	R _m (p.a.)
SML + 1.64σ _(R_m)	2.4693%	8.57%
SML + σ _(R_m)	1.5624%	7.66%
SML - σ _(R_m)	-1.2716%	4.83%
SML - 1.64σ _(R_m)	-2.1784%	3.92%

Rating Category	Bonds - Corporate - Global Emerging		
Ccy	USD	Aberdeen Global - Emerging Markets Corporate Bond Fund	Fidelity - Emerging Market Corporate Debt Fund A-ACC-USD
Average Daily R _f O/N (p.a.)	0.1342%		
Correlation	1.00	0.71	0.86
Beta	1.00	0.74	1.26
Average Daily Return (p.a.)	-0.66%	0.51%	-1.80%
Jensen's Alpha (p.a.)		0.96%	-0.94%
Ranking (rank / number)		1/2	2/2

EIC Fund Ratings [®]

★★★★★ ★★★★★

Fund	3OND-CORP-GEM	ABEMCBU	FFEMCD
ISIN	Market	LU0566480116	LU0900495697



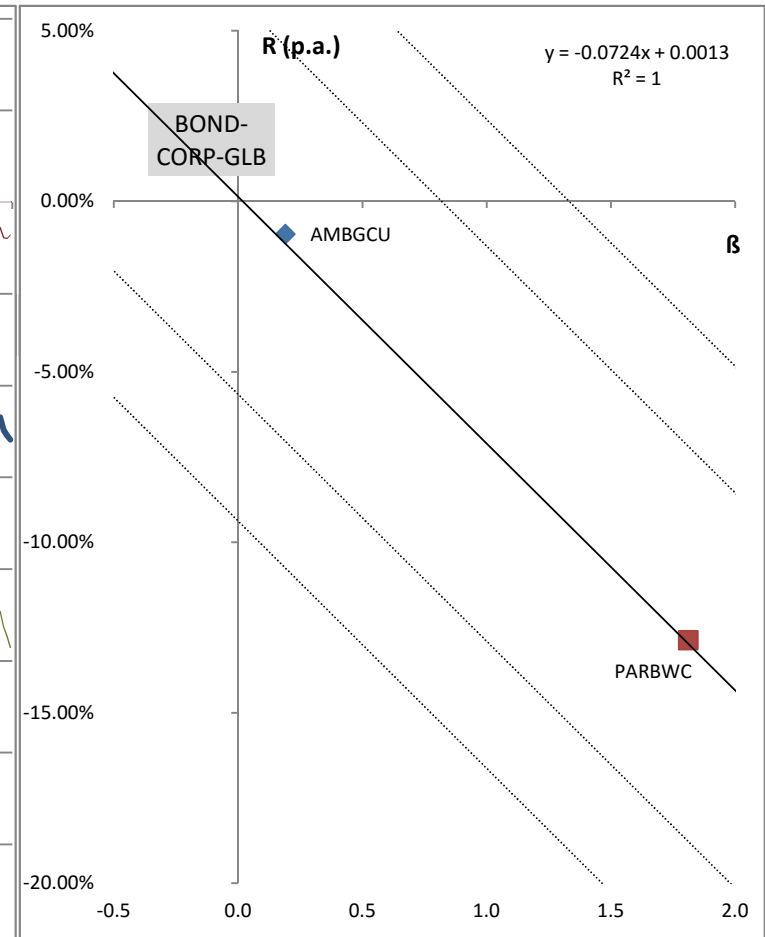
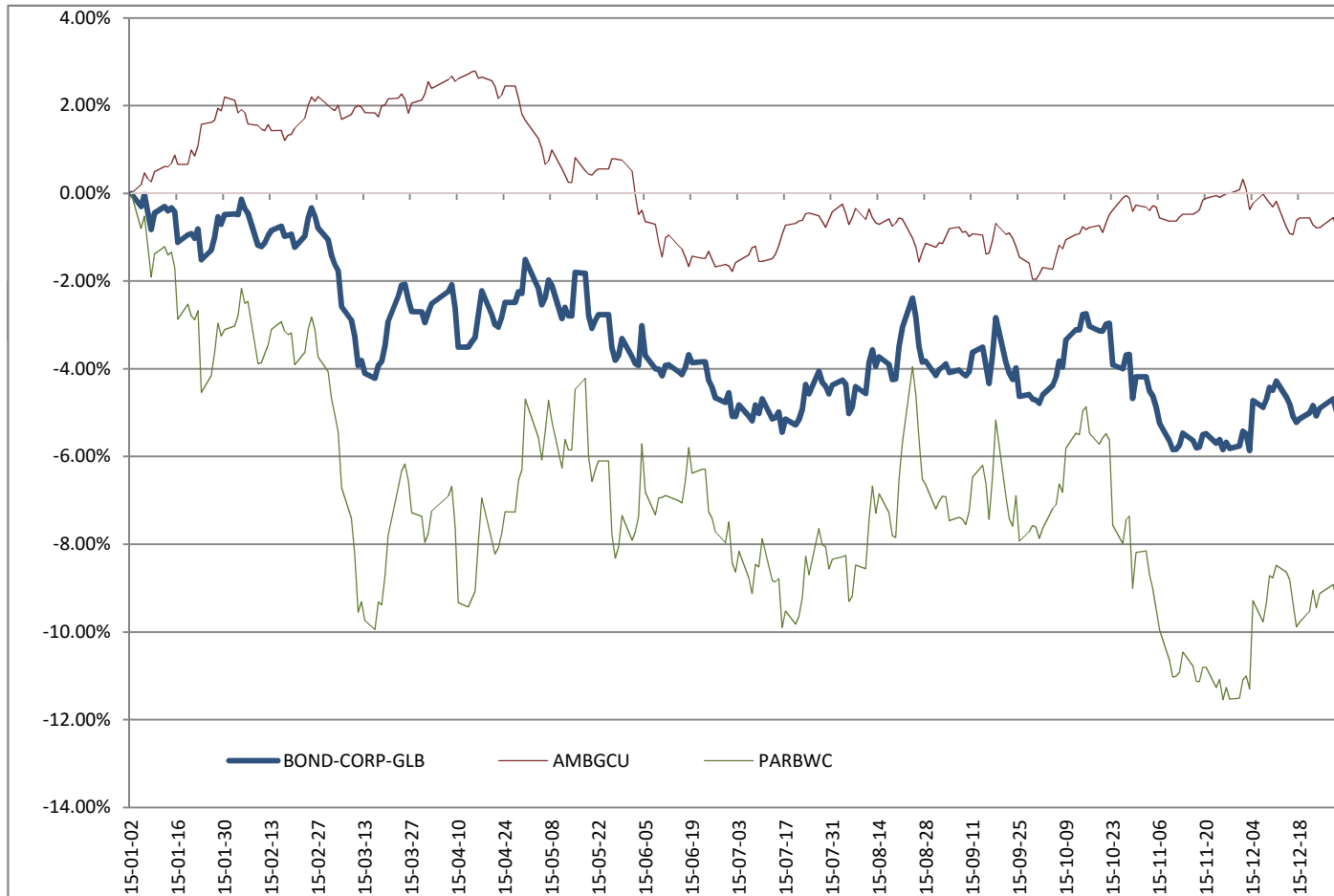
	R _f (p.a.)	R _m (p.a.)
SML + 1.64σ _(R_m)	4.6683%	3.88%
SML + σ _(R_m)	2.8989%	2.11%
SML - σ _(R_m)	-2.6306%	-3.42%
SML - 1.64σ _(R_m)	-4.4000%	-5.20%

Rating Category	Bonds - Corporate - Global		
Ccy	USD	AMUNDI FUNDS BOND GLOBAL CORPORATE - AU	BNP Parvest Bond World Corporate
Average Daily R _f O/N (p.a.)	0.1342%		
Correlation	1.00	0.36	0.97
Beta	1.00	0.19	1.81
Average Daily Return (p.a.)	-7.10%	-0.96%	-12.87%
Jensen's Alpha (p.a.)		0.28%	0.10%
Ranking (rank / number)		1/2	2/2


EIC Fund Ratings ©





Fund	BOND-CORP-GLB	AMBGCU	PARBWC
ISIN	Market	LU0319688791	LU0265291152




	R _f (p.a.)	R _m (p.a.)
SML + 1.64σ _(R_m)	9.6447%	2.41%
SML + σ _(R_m)	5.9333%	-1.30%
SML - σ _(R_m)	-5.6649%	-12.90%
SML - 1.64σ _(R_m)	-9.3763%	-16.63%







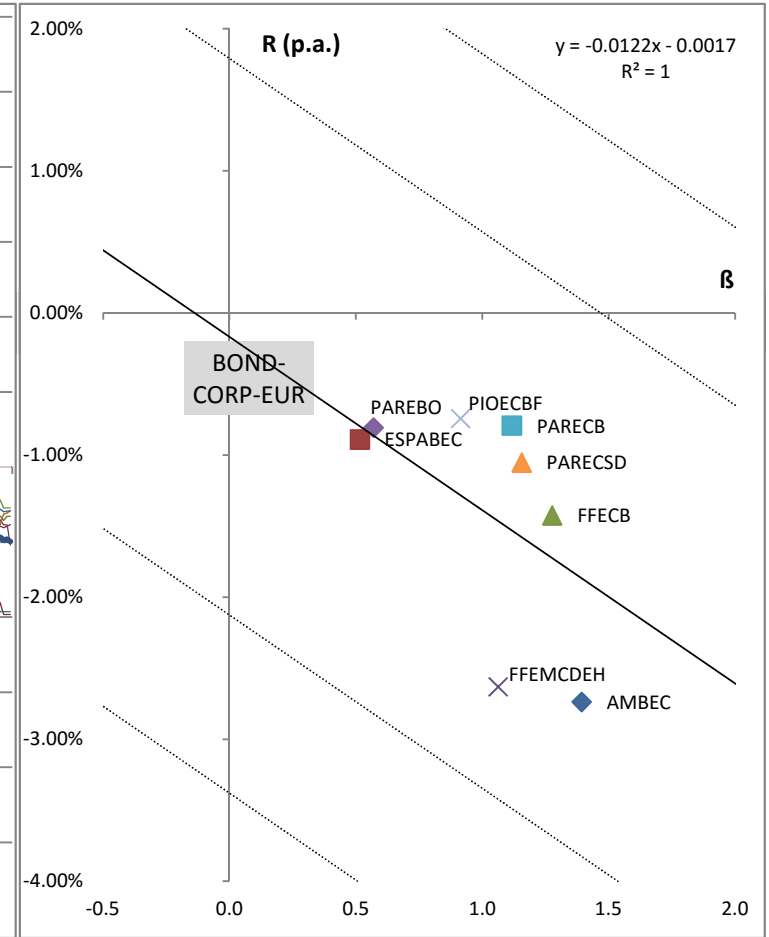
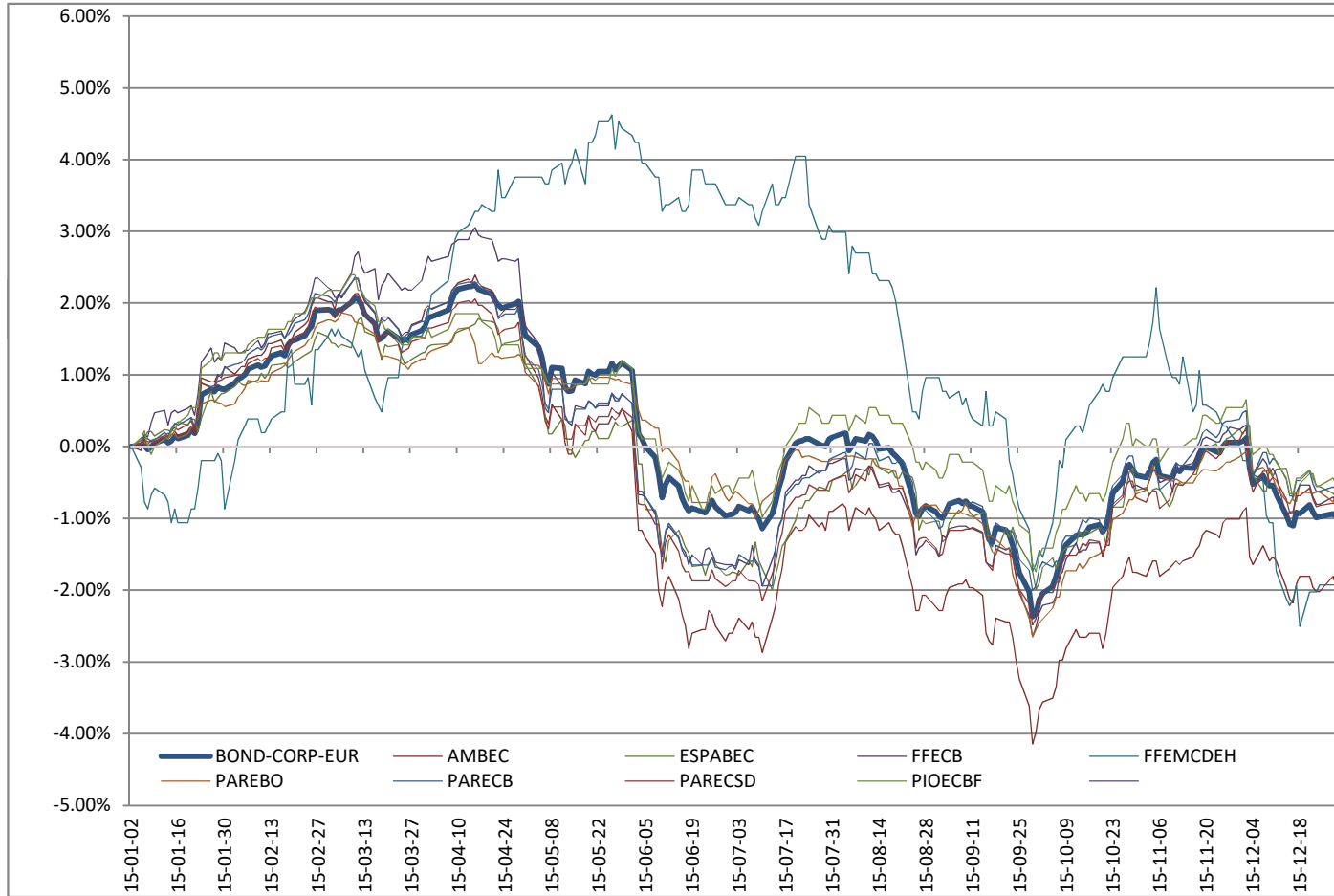


Rating Category	Bonds - Corporate - EUR									
Ccy	EUR	AMUNDI FUNDS BOND EURO CORPORATE - AE	ESPA BOND EURO-CORPORATE	Fidelity - Euro Corporate Bond Fund A-ACC-EUR	Fidelity - Emerging Market Corporate Debt Fund A-ACC-EUR	BNP Parvest FLEXIBLE BOND EUROPE CORPORATE	BNP Parvest Euro Corporate Bond	BNP Parvest Euro Corporate Bond Sustainable	Pioneer Funds - Euro Corporate Bond EUR	
Average Daily R _f O/N (p.a.)	-0.1677%									
Correlation	1.00	0.90	0.40	0.85	0.51	0.65	0.87	0.90	0.79	
Beta	1.00	1.39	0.52	1.28	1.06	0.57	1.12	1.16	0.91	
Average Daily Return (p.a.)	-1.39%	-2.74%	-0.89%	-1.42%	-2.63%	-0.81%	-0.79%	-1.05%	-0.74%	
Jensen's Alpha (p.a.)		-0.87%	-0.09%	0.30%	-1.17%	0.05%	0.74%	0.53%	0.54%	
Ranking (rank / number)		7/8	6/8	4/8	8/8	5/8	1/8	3/8	2/8	

EIC Fund Ratings



Fund	BOND-CORP-EUR	AMBEC	ESPABEC	FFECB	FFEMCDEH	PAREBO	PARECB	PARECSD	PIOECBF
ISIN	Market	LU0119099819	AT0000658968	LU0370787193	LU0900495853	LU0099625146	LU0131210360	LU0265288877	LU0133659622



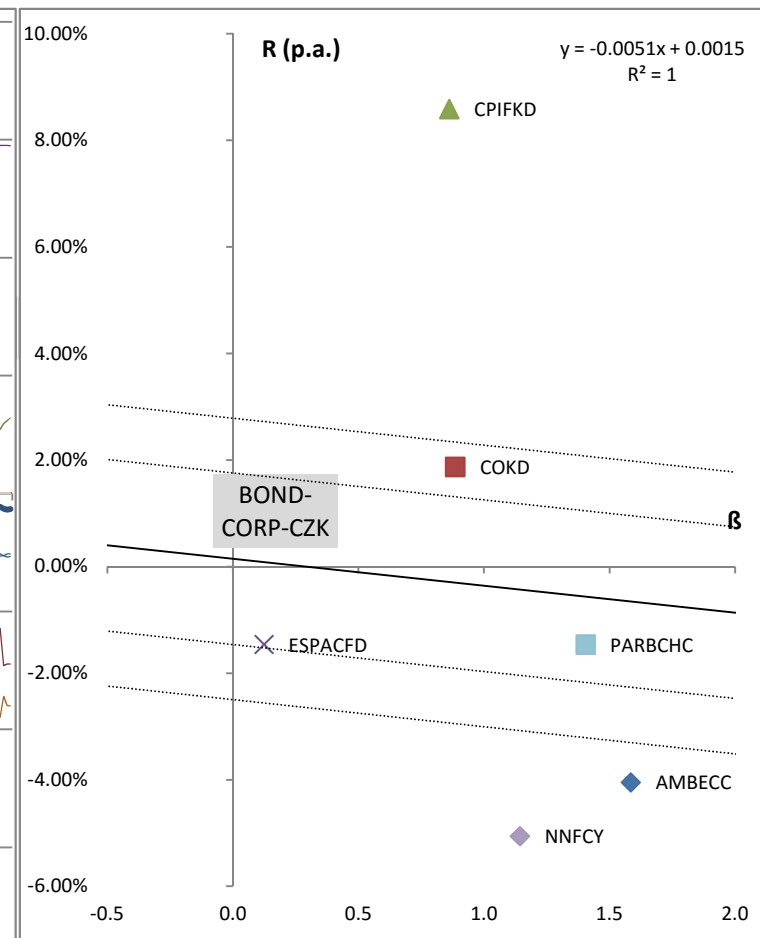
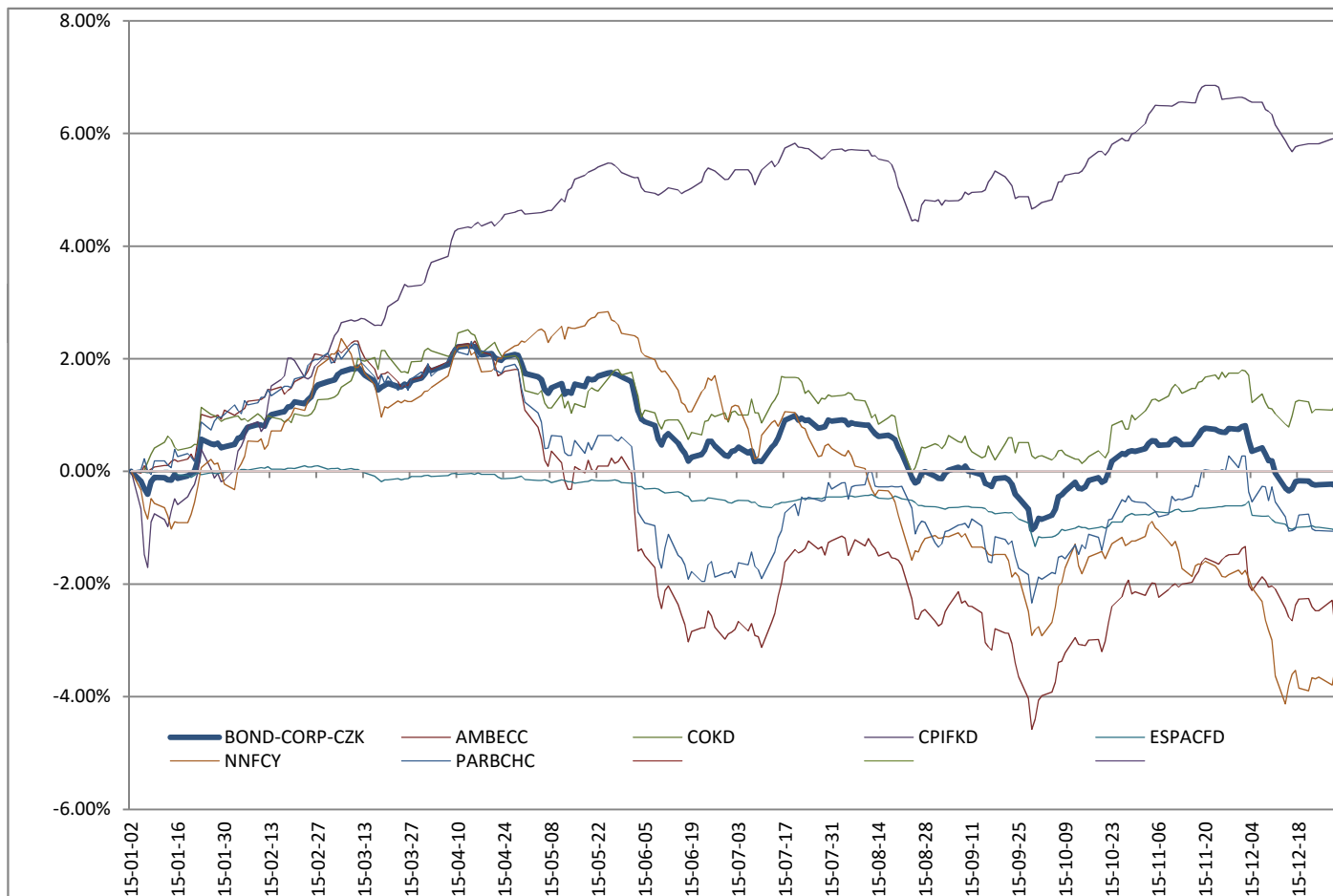
	R _f (p.a.)	R _m (p.a.)
SML + 1.64σ _(R_m)	3.0442%	1.82%
SML + σ _(R_m)	1.7908%	0.57%
SML - σ _(R_m)	-2.1261%	-3.35%
SML - 1.64σ _(R_m)	-3.3795%	-4.60%

Rating Category	Bonds - Corporate - CZK								
Ccy	CZK	AMUNDI FUNDS BOND EURO CORPORATE - AHK	Conseq Korporátních dluhopisů	Generali Fond korporátních dluhopisů	ESPA Český fond firemních dluhopisů (VT)	NN First Class Yield Opportunities - X Cap CZK (hedged i)	BNP PARVEST BOND EURO CORPORATE H CZK		
Average Daily R _f O/N (p.a.)	0.1454%								
Correlation	1.00	0.82	0.64	0.62	0.32	0.63	0.75		
Beta	1.00	1.58	0.88	0.86	0.12	1.14	1.40		
Average Daily Return (p.a.)	-0.36%	-4.05%	1.87%	8.59%	-1.46%	-5.06%	-1.46%		
Jensen's Alpha (p.a.)		-3.39%	2.18%	8.88%	-1.54%	-4.62%	-0.90%		
Ranking (rank / number)		5/6	2/6	1/6	4/6	6/6	3/6		

EIC Fund Ratings®



Fund	BOND-CORP-CZK	AMBECC	COKD	CPIFKD	ESPACFD	NNFCY	PARBCHC
ISIN	Market	LU1049751511	CZ0008473873	CZ0008471786	AT0000659024	LU0989573752	LU1022391483



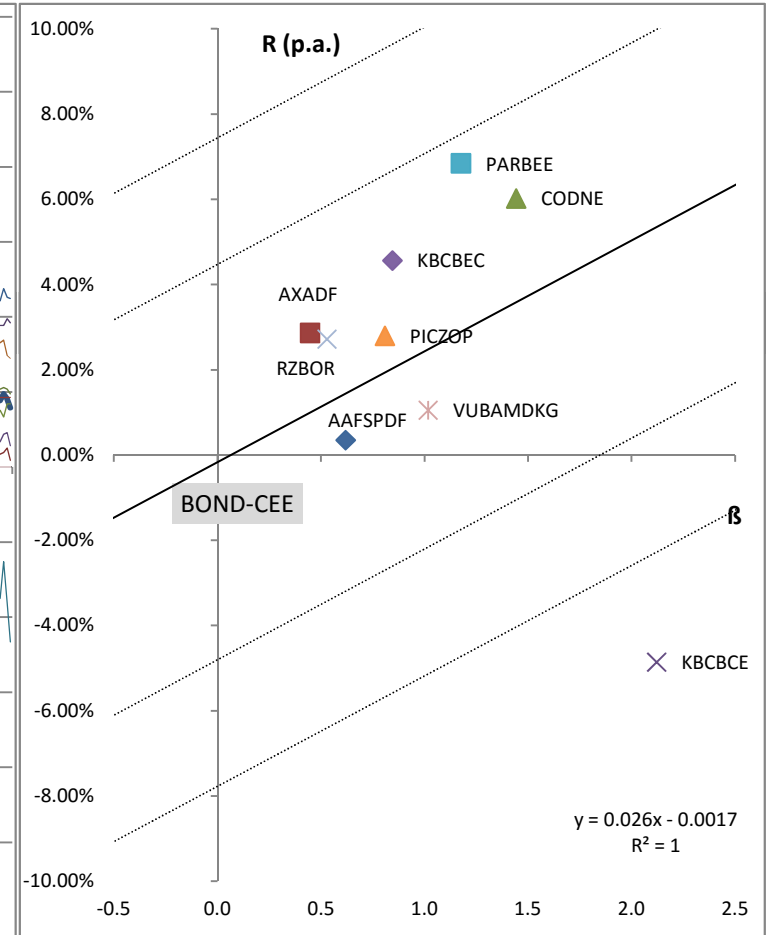
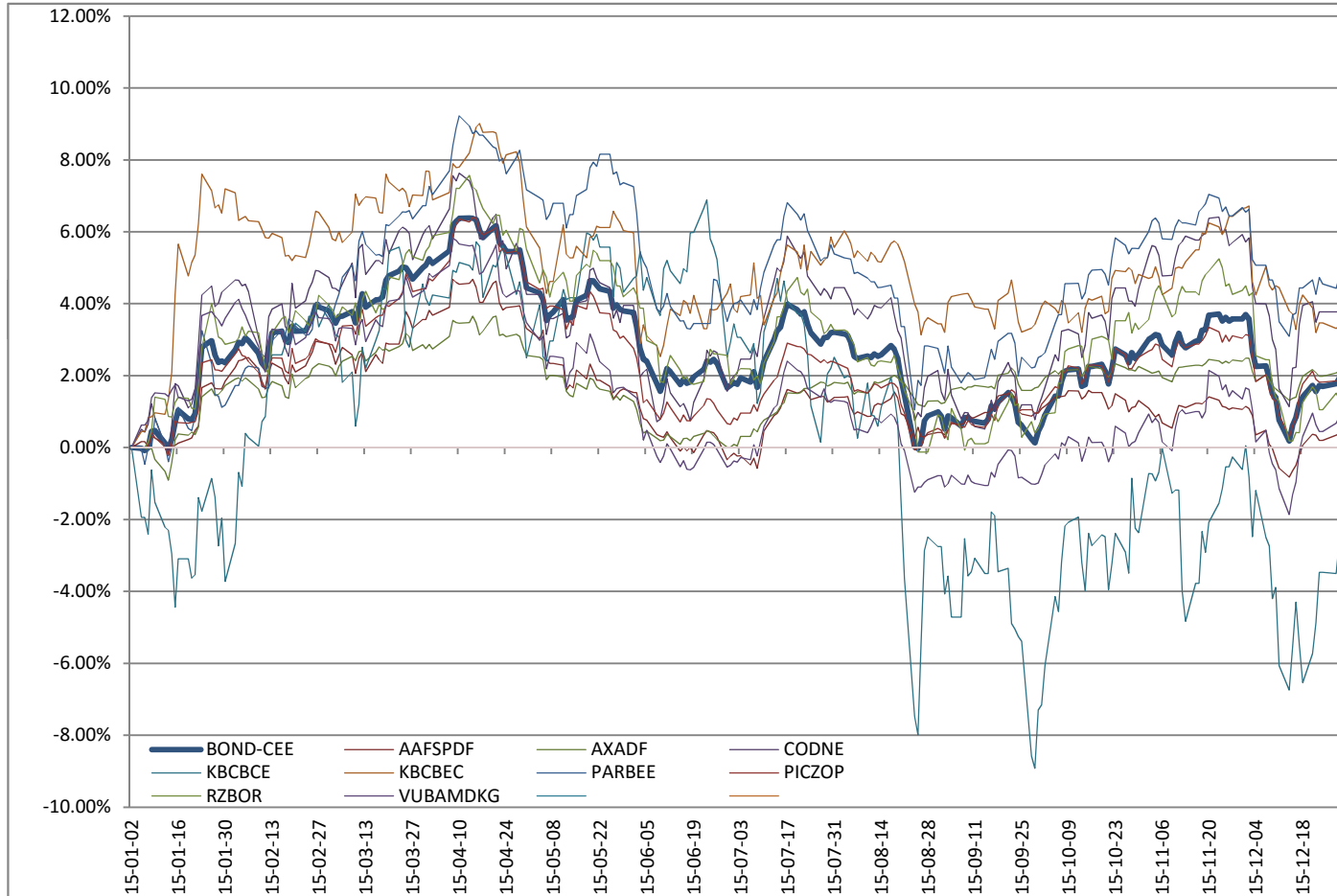
	R _f (p.a.)	R _m (p.a.)
SML + 1.64σ _(Rm)	2.7859%	2.28%
SML + σ _(Rm)	1.7555%	1.25%
SML - σ _(Rm)	-1.4646%	-1.97%
SML - 1.64σ _(Rm)	-2.4951%	-3.00%

Rating Category	Bonds - CEE										
Ccy	EUR										
Average Daily R _f O/N (p.a.)	-0.1677%	IAD CE Bond	AXA CEE Dluhopisový fond	Conseq Invest Dluhopisů Nové Evropy	KBC Bonds Emerging Europe	KBC Bonds Europe Ex-EMU	BNP Parvest Bond Europe Emerging EUR	Pioneer - obligáční plus	Raiffeisen-Osteuropa-Rent	VUBAM Dluhopisový Konvergentný fond	
Correlation	1.00	0.74	0.72	0.84	0.61	0.53	0.80	0.86	0.38	0.82	
Beta	1.00	0.62	0.45	1.44	2.12	0.84	1.18	0.81	0.53	1.02	
Average Daily Return (p.a.)	2.43%	0.35%	2.87%	6.02%	-4.86%	4.56%	6.85%	2.80%	2.72%	1.05%	
Jensen's Alpha (p.a.)		-1.09%	1.87%	2.44%	-10.20%	2.54%	3.96%	0.87%	1.51%	-1.42%	
Ranking (rank / number)		7/9	4/9	3/9	9/9	2/9	1/9	6/9	5/9	8/9	

EIC Fund Ratings



Fund	BOND-CEE	AAFSPDF	AXADF	CODNE	KBCBCE	KBCBEC	PARBEE	PICZOP	RZBOR	VUBAMDKG
ISIN	Market	SK3210000012	CZ0008472578	IE00B0SY6161	LU0145227863	LU0096446520	LU0823382766	CZ0008473329	AT0000740667	DKG



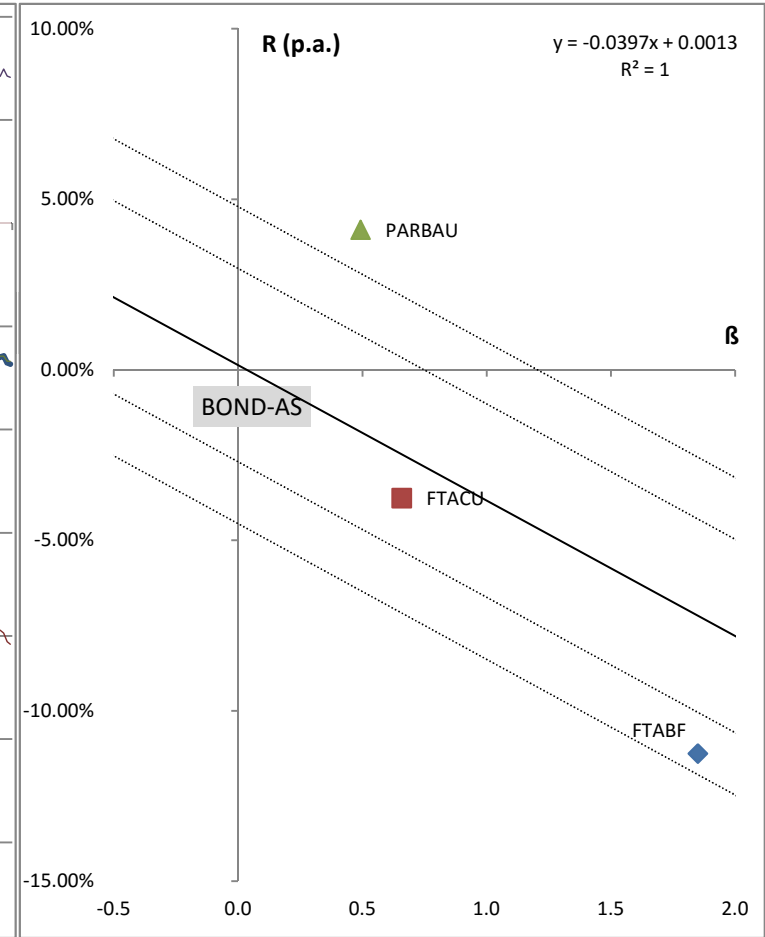
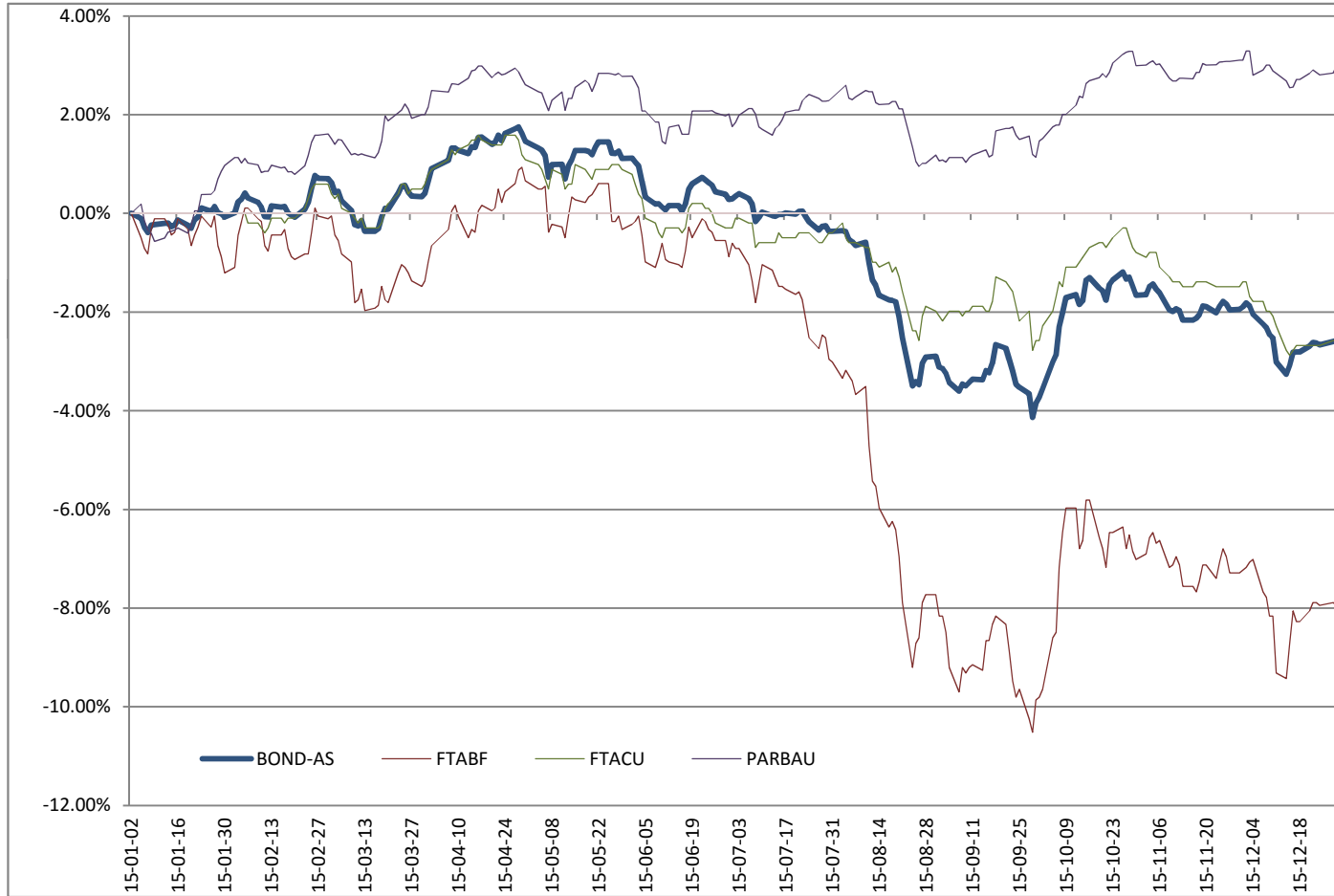
	R _f (p.a.)	R _m (p.a.)
SML + 1.64σ _(R_m)	7.4385%	10.04%
SML + σ _(R_m)	4.4702%	7.07%
SML - σ _(R_m)	-4.8055%	-2.21%
SML - 1.64σ _(R_m)	-7.7738%	-5.18%

Rating Category	Bonds - Asia			
Ccy	USD	Franklin Templeton - Templeton Asian Bond Fund A(acc)USD - 4344	Franklin Templeton - Franklin Asia Credit Fund A(acc)USD	BNP Parvest Bond Asia ex-Japan USD
Average Daily R _f O/N (p.a.)	0.1342%			
Correlation	1.00	0.87	0.71	0.58
Beta	1.00	1.85	0.66	0.49
Average Daily Return (p.a.)	-3.84%	-11.25%	-3.76%	4.11%
Jensen's Alpha (p.a.)		-4.04%	-1.28%	5.93%
Ranking (rank / number)		3/3	2/3	1/3

EIC Fund Ratings ©



Fund	BOND-AS	FTABF	FTACU	PARBAU
ISIN	Market	LU0229949994	LU1129996986	LU0823379622



	R _f (p.a.)	R _m (p.a.)
SML + 1.64σ _(R_m)	4.7813%	0.81%
SML + σ _(R_m)	2.9678%	-1.00%
SML - σ _(R_m)	-2.6995%	-6.67%
SML - 1.64σ _(R_m)	-4.5130%	-8.49%